

**Consortium: Campus Activities and Involvement Survey 2012-2013**

Description:

Date Created: 8/31/2012 3:22:23 PM






Date Range: 12/3/2012 12:00:00 AM - 12/21/2012 11:59:00 PM

Total Respondents: 991

Q1. Do you voluntarily agree to participate in this survey?

Count	Percent		
132	100.00%		Yes, I agree
0	0.00%		No, I do not agree (Exit survey)
132	Respondents		

Q2. Generally, how involved were you in student clubs and other activities while in high school?

Count	Percent		
1	0.76%		I did not attend or participate in activities in high school.
29	21.97%		I attended events/activities in high school.
32	24.24%		I actively participated in/helped to plan events/activities in high school.
68	51.52%		I held a leadership position(s) in events/activities in high school.
2	1.52%		Not applicable
132	Respondents		



Q3. When making your decision of which college to attend, how important were the following factors? - Campus activities offered by the college/university

Count	Percent		
53	40.15%		Very important
52	39.39%		Moderately important
21	15.91%		Slightly important
6	4.55%		Not at all important
132	Respondents		




Q4. When making your decision of which college to attend, how important were the following factors? - Student clubs and organizations that you could join

Count	Percent		
45	34.62%		Very important
53	40.77%		Moderately important
25	19.23%		Slightly important
7	5.38%		Not at all important
130	Respondents		

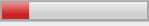


Q5. To what degree are there student activities on your campus that interest you?

Count	Percent		
49	37.40%		Many of the campus activities interest me.
55	41.98%		Some of the campus activities interest me.
26	19.85%		Only a few of the campus activities interest me.
1	0.76%		None of the campus activities interest me.
131	Respondents		

Q6. How do the number of campus activities available on campus during the week (Monday - Thursday) compare to what you need?

Count	Percent		
10	7.58%		I need more activities.
109	82.58%		The number of activities meets what I need.
13	9.85%		I need fewer activities.
132	Respondents		

Q7. How do the number of campus activities available on campus during weekends (Friday - Sunday) compare to what you need?

Count	Percent		
25	18.94%		I need more activities.
101	76.52%		The number of activities meets my needs.
6	4.55%		I need fewer activities.
132	Respondents		






## Q8. What is the most common way you learn about campus events?

Count	Percent		
1	0.76%	<input type="checkbox"/>	Campus newspaper
0	0.00%	<input type="checkbox"/>	Campus radio station
0	0.00%	<input type="checkbox"/>	Campus television
51	38.64%	<input checked="" type="checkbox"/>	Campus e-mail
19	14.39%	<input checked="" type="checkbox"/>	Flyers/posters/banners/chalking on campus
32	24.24%	<input checked="" type="checkbox"/>	Word of mouth (from students, faculty and/or administrators)
0	0.00%	<input type="checkbox"/>	Digital signs on campus
11	8.33%	<input checked="" type="checkbox"/>	E-mail message/forward
3	2.27%	<input checked="" type="checkbox"/>	E-mail listserv
3	2.27%	<input checked="" type="checkbox"/>	Text message from friend/peer
1	0.76%	<input checked="" type="checkbox"/>	Direct text messaging from a group or organization
0	0.00%	<input type="checkbox"/>	Instant message
2	1.52%	<input checked="" type="checkbox"/>	Online shared calendar/bulletin board/electronic message board
5	3.79%	<input checked="" type="checkbox"/>	Online communities (e.g., Facebook, MySpace, Friendster)
2	1.52%	<input checked="" type="checkbox"/>	Residence hall (RA, RD, hall announcements, flyerboards)
1	0.76%	<input checked="" type="checkbox"/>	Web page
0	0.00%	<input type="checkbox"/>	I never seem to hear about campus events.
1	0.76%	<input checked="" type="checkbox"/>	Other
132	Respondents		






## Q9. Please indicate your level of agreement with the following statement: - Overall, campus activities and programs are effectively promoted.

Count	Percent		
33	25.00%	<input checked="" type="checkbox"/>	Strongly agree
61	46.21%	<input checked="" type="checkbox"/>	Somewhat agree
23	17.42%	<input checked="" type="checkbox"/>	Neither agree nor disagree
15	11.36%	<input checked="" type="checkbox"/>	Somewhat disagree
0	0.00%	<input type="checkbox"/>	Strongly disagree
0	0.00%	<input type="checkbox"/>	No basis to judge
132	Respondents		






## Q10. Generally, how involved are you in campus activities at TCU?

Count	Percent		
6	4.55%		I do not attend or participate in activities.
61	46.21%		I attend events/activities.
30	22.73%		I actively participate in/help to plan events/activities.
35	26.52%		I hold a leadership position in events/activities.
0	0.00%		Not applicable/Not offered at my college
132	Respondents		






## Q11. Please define your role in each of the following activities: - Athletics/Sports (Varsity, Club, Intramural)

Count	Percent		
44	33.33%		No involvement/I do not attend or participate.
63	47.73%		I attend events/activities.
12	9.09%		I actively participate in events/activities.
9	6.82%		I have a leadership position in these events/activities.
4	3.03%		Not applicable/Not offered at my college
132	Respondents		






## Q12. In thinking about your involvement at TCU, please define your role in each of the following activities: - Sports/campus recreation (varsity, club, intramural)

Count	Percent		
46	34.85%		No involvement/I do not attend or participate.
33	25.00%		I attend events/activities.
40	30.30%		I actively participate in events/activities.
10	7.58%		I have a leadership position in these events/activities.
3	2.27%		Not applicable/Not offered at my college
132	Respondents		






## Q13. Please define your role in each of the following activities: - Campus events (e.g., movies, concerts, speakers)

Count	Percent		
0	0.00%		No involvement/I do not attend or participate.
0	0.00%		I attend events/activities.
121	91.67%		I actively participate in events/activities.
11	8.33%		I have a leadership position in these events/activities.
0	0.00%		Not applicable/Not offered at my college
132	Respondents		


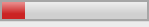



## Q14. Please define your role in each of the following activities: - Community Service

Count	Percent		
12	9.16%		No involvement/I do not attend or participate.
36	27.48%		I attend events/activities.
70	53.44%		I actively participate in events/activities.
12	9.16%		I have a leadership position in these events/activities.
1	0.76%		Not applicable/Not offered at my college
131	Respondents		






## Q15. Please define your role in each of the following activities: - Greek Letter Organizations

Count	Percent		
44	34.11%		No involvement/I do not attend or participate.
7	5.43%		I attend events/activities.
47	36.43%		I actively participate in events/activities.
28	21.71%		I have a leadership position in these events/activities.
3	2.33%		Not applicable/Not offered at my college
129	Respondents		






## Q16. In thinking about your involvement at TCU, please define your role in each of the following activities: - Honor societies

Count	Percent		
61	46.56%		No involvement/I do not attend or participate.
21	16.03%		I attend events/activities.
34	25.95%		I actively participate in events/activities.
9	6.87%		I have a leadership position in these events/activities.
6	4.58%		Not applicable/Not offered at my college
131	Respondents		






## Q17. In thinking about your involvement at TCU, please define your role in each of the following activities: - Orientation leader

Count	Percent		
90	68.70%		No involvement/I do not attend or participate.
14	10.69%		I attend events/activities.
11	8.40%		I actively participate in events/activities.
11	8.40%		I have a leadership position in these events/activities.
5	3.82%		Not applicable/Not offered at my college
131	Respondents		






## Q18. Please define your role in each of the following activities: - Performing arts (i.e., theater, music)

Count	Percent		
63	48.09%		No involvement/I do not attend or participate.
41	31.30%		I attend events/activities.
15	11.45%		I actively participate in events/activities.
9	6.87%		I have a leadership position in these events/activities.
3	2.29%		Not applicable/Not offered at my college
131	Respondents		






## Q19. Please define your role in each of the following activities: - Political activism

Count	Percent		
77	59.69%		No involvement/I do not attend or participate.
23	17.83%		I attend events/activities.
17	13.18%		I actively participate in events/activities.
6	4.65%		I have a leadership position in these events/activities.
6	4.65%		Not applicable/Not offered at my college
129	Respondents		






## Q20. In thinking about your involvement at TCU, please define your role in each of the following activities: - Residential life (security, desk attendant, resident assistant)

Count	Percent		
87	66.41%		No involvement/I do not attend or participate.
13	9.92%		I attend events/activities.
16	12.21%		I actively participate in events/activities.
10	7.63%		I have a leadership position in these events/activities.
5	3.82%		Not applicable/Not offered at my college
131	Respondents		






## Q21. Please define your role in each of the following activities: - Student Government

Count	Percent		
84	65.12%		No involvement/I do not attend or participate.
15	11.63%		I attend events/activities.
13	10.08%		I actively participate in events/activities.
11	8.53%		I have a leadership position in these events/activities.
6	4.65%		Not applicable/Not offered at my college
129	Respondents		






Q22. Please define your role in each of the following activities: - Student Media (e.g., yearbook, newspaper, radio)

Count	Percent		
93	70.99%		No involvement/I do not attend or participate.
17	12.98%		I attend events/activities.
12	9.16%		I actively participate in events/activities.
5	3.82%		I have a leadership position in these events/activities.
4	3.05%		Not applicable/Not offered at my college
131	Respondents		



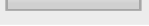




Q23. In thinking about your involvement at TCU, please define your role in each of the following activities: - Spiritual/religious organizations

Count	Percent		
39	30.00%		No involvement/I do not attend or participate.
27	20.77%		I attend events/activities.
51	39.23%		I actively participate in events/activities.
10	7.69%		I have a leadership position in these events/activities.
3	2.31%		Not applicable/Not offered at my college
130	Respondents		

Q24. In thinking about your involvement at TCU, please define your role in each of the following activities: - Pre-professional/academic organizations

Count	Percent		
48	36.92%		No involvement/I do not attend or participate.
30	23.08%		I attend events/activities.
32	24.62%		I actively participate in events/activities.
17	13.08%		I have a leadership position in these events/activities.
3	2.31%		Not applicable/Not offered at my college
130	Respondents		

Q25. What other campus activities and organizations (not listed above) are you involved in?




Count	Percent																						
50	100.00%																						
<table border="1"> <thead> <tr> <th>Count</th> <th>Percent</th> <th></th> <th></th> </tr> </thead> <tbody> <tr> <td>1</td> <td>2.00%</td> <td></td> <td>24 hours gymnasium</td> </tr> <tr> <td>1</td> <td>2.00%</td> <td></td> <td>academic</td> </tr> <tr> <td>1</td> <td>2.00%</td> <td></td> <td>Business Leadership Program</td> </tr> <tr> <td>1</td> <td>2.00%</td> <td></td> <td>Chancellor's Leadership Program</td> </tr> </tbody> </table>				Count	Percent			1	2.00%		24 hours gymnasium	1	2.00%		academic	1	2.00%		Business Leadership Program	1	2.00%		Chancellor's Leadership Program
Count	Percent																						
1	2.00%		24 hours gymnasium																				
1	2.00%		academic																				
1	2.00%		Business Leadership Program																				
1	2.00%		Chancellor's Leadership Program																				

1	2.00%	<input type="checkbox"/>	Clubs
1	2.00%	<input type="checkbox"/>	Energy club, sigma alpha epsilon, bnsf next generation leadership program, FMA
1	2.00%	<input type="checkbox"/>	Frog Camp
1	2.00%	<input type="checkbox"/>	Frog Camp Facilitator/Director Class Honors College
1	2.00%	<input type="checkbox"/>	Frog Camp, Student Office worker
1	2.00%	<input type="checkbox"/>	Greek
1	2.00%	<input type="checkbox"/>	hall crew
1	2.00%	<input type="checkbox"/>	Hall Crew, Kappa Kappa Gamma, John V. Roach Honors College
1	2.00%	<input type="checkbox"/>	I am also involved in bible studies held by a local church that comes to TCU every week.
1	2.00%	<input type="checkbox"/>	I am involved in an organization called theCrew, which plans events for each night of the week to help build community and campus involvement at TCU. I plan a weekly event for Wednesday nights and then work at the event each week.
1	2.00%	<input type="checkbox"/>	marching band
3	6.00%	<input type="checkbox"/>	n/a
4	8.00%	<input type="checkbox"/>	N/A
1	2.00%	<input type="checkbox"/>	NA
1	2.00%	<input type="checkbox"/>	NAACP
1	2.00%	<input type="checkbox"/>	National speech language and hearing association
1	2.00%	<input type="checkbox"/>	none
7	14.00%	<input checked="" type="checkbox"/>	None
1	2.00%	<input type="checkbox"/>	None.
1	2.00%	<input type="checkbox"/>	PRSSA
1	2.00%	<input type="checkbox"/>	Sports
1	2.00%	<input type="checkbox"/>	Student Film Association
1	2.00%	<input type="checkbox"/>	Student Filmmakers Association
4	8.00%	<input type="checkbox"/>	Student Foundation
1	2.00%	<input type="checkbox"/>	Student Veterans Organization
1	2.00%	<input type="checkbox"/>	StuFo
1	2.00%	<input type="checkbox"/>	TCU Game-Day Intern
1	2.00%	<input type="checkbox"/>	TCU Sports Networking Club
1	2.00%	<input type="checkbox"/>	The Crew
1	2.00%	<input type="checkbox"/>	theCrew and hallCrew
1	2.00%	<input type="checkbox"/>	They are all listed above.
1	2.00%	<input type="checkbox"/>	Tri Delta Sorority











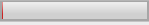







50 Respondents



**Q26. Are you as involved in campus activities as you would like to be?**

Count	Percent		
51	38.64%		I would like to be involved in more campus activities.
73	55.30%		I am content with my level of involvement in campus activities.
8	6.06%		I would like to be involved in fewer campus activities.
132	Respondents		

**Q27. Which of the following factors contribute to your being less involved in campus activities than you would like to be? Please select all that apply.**

Count	Respondent %	Response %	
14	28.00%	7.29%	 Commitments to off-campus activities
10	20.00%	5.21%	 Family commitments
17	34.00%	8.85%	 I don't like to participate alone
9	18.00%	4.69%	 I am too shy
4	8.00%	2.08%	 I do not feel accepted/events are unwelcoming
10	20.00%	5.21%	 Inconvenience of commuting and returning to campus
33	66.00%	17.19%	 Interferes with academic obligations (e.g., studying, group work)
10	20.00%	5.21%	 Interferes with social commitments (e.g., going out, hanging with friends)
28	56.00%	14.58%	 Not enough time/too busy
6	12.00%	3.13%	 Not interested
2	4.00%	1.04%	 Spiritual/religious principles prevent participation
1	2.00%	0.52%	 There isn't anything I like to participate in
22	44.00%	11.46%	 Times/days of activities are not convenient
3	6.00%	1.56%	 Unable to bring children/spouse
11	22.00%	5.73%	 Unsure of how to get involved
1	2.00%	0.52%	 Varsity athletics
10	20.00%	5.21%	 Work
1	2.00%	0.52%	 Other
50	Respondents		
192	Responses		

Q28. Please indicate your agreement level with each of the following statements: As a result of participating in campus activities . . . - I have been able to meet individuals with different interests from my own.

Count	Percent		
69	52.67%		Strongly agree
48	36.64%		Somewhat agree
11	8.40%		Neither agree nor disagree
3	2.29%		Somewhat disagree
0	0.00%		Strongly disagree
131	Respondents		

Q29. Please indicate your agreement level with each of the following statements: As a result of participating in campus activities . . . - I have been able to meet individuals with similar interests to my own.

Count	Percent		
77	59.23%		Strongly agree
35	26.92%		Somewhat agree
17	13.08%		Neither agree nor disagree
1	0.77%		Somewhat disagree
0	0.00%		Strongly disagree
130	Respondents		

Q30. Please indicate your agreement level with each of the following statements: As a result of participating in campus activities . . . - I have been able to interact with faculty.

Count	Percent		
52	40.31%		Strongly agree
49	37.98%		Somewhat agree
12	9.30%		Neither agree nor disagree
14	10.85%		Somewhat disagree
2	1.55%		Strongly disagree
129	Respondents		

Q31. Please indicate your agreement level with each of the following statements: As a result of participating in campus activities . . . - I have been able to interact with staff members/administrators.

Count	Percent		
52	39.69%		Strongly agree
41	31.30%		Somewhat agree
23	17.56%		Neither agree nor disagree
13	9.92%		Somewhat disagree
2	1.53%		Strongly disagree
131	Respondents		

Q32. Please indicate your agreement level with each of the following statements: As a result of participating in campus activities . . . - I feel part of the campus community.

Count	Percent		
66	50.38%		Strongly agree
51	38.93%		Somewhat agree
8	6.11%		Neither agree nor disagree
5	3.82%		Somewhat disagree
1	0.76%		Strongly disagree
131	Respondents		

Q33. Please indicate your agreement level with each of the following statements: As a result of participating in campus activities . . . - I have become involved with additional campus activities.

Count	Percent		
56	43.08%		Strongly agree
41	31.54%		Somewhat agree
22	16.92%		Neither agree nor disagree
10	7.69%		Somewhat disagree
1	0.77%		Strongly disagree
130	Respondents		

Q34. Please indicate your agreement level with each of the following statements: As a result of participating in campus activities . . . - My satisfaction with my collegiate experience has improved.

Count	Percent		
62	47.69%		Strongly agree
44	33.85%		Somewhat agree
18	13.85%		Neither agree nor disagree
6	4.62%		Somewhat disagree
0	0.00%		Strongly disagree
130	Respondents		

Q35. Please indicate your agreement level with each of the following statements: As a result of participating in campus activities . . . - I am more likely to donate to my college after I graduate.

Count	Percent		
38	29.01%		Strongly agree
34	25.95%		Somewhat agree
46	35.11%		Neither agree nor disagree
7	5.34%		Somewhat disagree
6	4.58%		Strongly disagree
131	Respondents		

Q36. Please indicate your agreement level with each of the following statements: As a result of participating in campus activities . . . - I am more likely to participate in alumni events after graduation.

Count	Percent		
48	37.21%		Strongly agree
44	34.11%		Somewhat agree
28	21.71%		Neither agree nor disagree
6	4.65%		Somewhat disagree
3	2.33%		Strongly disagree
129	Respondents		

Q37. As a result of participating in campus activities, my academic achievement and grades have:

Count	Percent		
9	6.92%		Improved greatly
36	27.69%		Improved somewhat
69	53.08%		Stayed the same
15	11.54%		Deteriorated somewhat
1	0.77%		Deteriorated greatly
130	Respondents		

Q38. Please indicate your level of agreement with the following statement: My involvement with campus activities has provided me with skills and abilities that I will use after college.

Count	Percent		
66	50.38%		Strongly agree
44	33.59%		Somewhat agree
17	12.98%		Neither agree nor disagree
3	2.29%		Somewhat disagree
1	0.76%		Strongly disagree
131	Respondents		

Q39. In what ways has your involvement with campus activities provided you with skills and abilities that you will use after college?

Count	Percent		
85	100.00%		
Count	Percent		
1	1.18%		Ability to socialize with a wider variety of people who are different from me
1	1.18%		Academic clubs, such as chemistry club, have given me opportunities for possible career tracks after graduation.
1	1.18%		Activities have helped me define who I am and what I believe, how I can give back to my community and have better prepared me for a career
1	1.18%		As a member of SGA committees and the Intercom Council, I was given the opportunity to work in small groups with other passionate students and faculty members. I also gained invaluable experience by presenting to the Board of Trustees twice while in Intercom. My social fraternity (Sigma Phi Epsilon) has also helped me make connections and learn how to network, allowed me to take leadership roles, and surrounded me with similarly motivated individuals.
1	1.18%		As in music, playing an active role in producing concerts and working with other people has provided me with the skills I will need for the rest of my life. These roles have also made more confident and self-reliant, as well as a motivational support for other people
1	1.18%		Being more personable
1	1.18%		Campus involvement has help teach me about effective leadership and the importance of a community.
1	1.18%		Certain groups have helped me with my networking skills.
1	1.18%		Communicating in professional situations
1	1.18%		Communication skills, time management, stress management
1	1.18%		Communication, leadership, time management.
1	1.18%		Communication, teamwork
1	1.18%		Events hosted by the various departments has helped me to establish better relationships with my professors, which has helped with asking for recommendation letters or help on anything academically. I truly feel that I can come to my professors for help, and they will care and try to help to the best of their abilities. The ability to build mentee relationships will help me in graduate school and in governmental work.
1	1.18%		Help me work with others!
1	1.18%		HIS has helped me to be more comfortable talking to new people and to be more outgoing when discussing my faith.
1	1.18%		I am able to get connected with the campus and the students who attend this college. It has helped me step into the real world!
1	1.18%		I am confident in the positions I have held in some organizations. Also, it has helped me network.
1	1.18%		I am more open to meeting new people, and I still learning how to master networking.
1	1.18%		I have gained professional business skills, and have become more of a leader with my peers. I will take my leadership abilities and professional skills with me after college.
1	1.18%		I have just become a more confident person
1	1.18%		I have learned how to talk to people and communicate effectively. I have also learned what my strengths are as a person and as a leader, which will no doubt help me in the professional world.
1	1.18%		I have learned leadership skills.
1	1.18%		I have learned managerial skills
1	1.18%		I have learned social skills and how do interact with people as well as speakers have provided me with insight for my future business career.
1	1.18%		I have learned valuable lessons that I can take with on into the real world, especially in leadership.

1	1.18%	<input type="checkbox"/>	I have met a lot more people, staff and students which has helped my networking skills and I have learned what I love to do
1	1.18%	<input type="checkbox"/>	I learned how to interact with new people; I became more comfortable in a crowd.
1	1.18%	<input type="checkbox"/>	I will be able to hold leadership positions after I graduate college. I will be more organized as well as patient
1	1.18%	<input type="checkbox"/>	I will use my skills of social networking after college.
1	1.18%	<input type="checkbox"/>	I work as a director for my activity and the organizational and interpersonal skills that I practice everyday for it will serve me in the work-force.
1	1.18%	<input type="checkbox"/>	I've learned how to plan events, market to college students and get along with individuals from various backgrounds. I've also learned how to better approach people and have small talk.
1	1.18%	<input type="checkbox"/>	In networking and learning how to interact with others
1	1.18%	<input type="checkbox"/>	interact with many types of people learn from other people
1	1.18%	<input type="checkbox"/>	Interpersonal communication
1	1.18%	<input type="checkbox"/>	It has given me leadership abilities and people skills I could have never learned by sitting in a classroom.
1	1.18%	<input type="checkbox"/>	It has helped me develop more professional skills that I can see myself using in the future.
1	1.18%	<input type="checkbox"/>	It has helped me with my interactions with others, no matter what their opinion is.
1	1.18%	<input type="checkbox"/>	It has provide me opportunities to exhibit and refine my leadership skills
1	1.18%	<input type="checkbox"/>	It has shown me how to be a more effective leader, how to better communicate with people, how to plan a successful event and how to serve others in the way that best meets their needs, not my own.
1	1.18%	<input type="checkbox"/>	It has taught me how to communicate and work with many people who I may have just met.
1	1.18%	<input type="checkbox"/>	It has taught me leadership, about my values, and how to focus on what I truly enjoy.
1	1.18%	<input type="checkbox"/>	Leadership experience
1	1.18%	<input type="checkbox"/>	Leadership medallion. Help me excel in understanding different roles of leading and following.
1	1.18%	<input type="checkbox"/>	Leadership over others
1	1.18%	<input type="checkbox"/>	Leadership positions are very important when going into the workforce. Campus activities have helped me network with all different people which is an important skill to have. They have helped me go beyond my comfort zone and branch out.
1	1.18%	<input type="checkbox"/>	Leadership skills
1	1.18%	<input type="checkbox"/>	Leadership skills, communication skills
1	1.18%	<input type="checkbox"/>	Learning how to be on a film set in Student Filmmakers Association will greatly help me later in life when I want to work on one.
1	1.18%	<input type="checkbox"/>	Learning how to compromise with people from various backgrounds
1	1.18%	<input type="checkbox"/>	Learning to cooperate with a wide variety of people to accomplish a common goal
1	1.18%	<input type="checkbox"/>	Learning to work in diverse environments with many people from different backgrounds.
1	1.18%	<input type="checkbox"/>	Made me fine tune my time management skills
1	1.18%	<input type="checkbox"/>	Management, crisis response, conflict resolution, long term project planning
1	1.18%	<input type="checkbox"/>	Meeting with people I did not know previously. Scheduling.
1	1.18%	<input type="checkbox"/>	My communication skills have improved.
1	1.18%	<input type="checkbox"/>	My involvement in campus activities has taught me leadership and organizational skills that will be very useful in my future career. Although I do not hold a leadership position on campus at this point, I do take some unofficial leadership roles in my different organizations.

1	1.18%	<input type="text"/>	My involvement with campus activities has provided me with more ability to work in a team, especially when planning things. Also, my involvement in campus activities has helped me to be able to talk to people I don't know a lot easier. I'm not as shy as I was at the beginning of the year.
1	1.18%	<input type="text"/>	My involvements have made me a more well rounded person. I have a wider variety of experiences I can use to solve situations in the future. These range from learning how to work with a wide variety of people to leading people through crisis management.
1	1.18%	<input type="text"/>	n/a
1	1.18%	<input type="text"/>	Networking
1	1.18%	<input type="text"/>	Networking and ability to speak to others well.
1	1.18%	<input type="text"/>	Networking and leadership skills
1	1.18%	<input type="text"/>	New experiences
1	1.18%	<input type="text"/>	none
1	1.18%	<input type="text"/>	organization, learning to work with people and develop a plan and put it into action
1	1.18%	<input type="text"/>	organization, social skills, leadership abilities and confidence, experience with planning and putting together important events
1	1.18%	<input type="text"/>	people management
1	1.18%	<input type="text"/>	People skills
1	1.18%	<input type="text"/>	Professional and international development, communication skills, and responsible citizenship.
1	1.18%	<input type="text"/>	professional training, career events help a lot
1	1.18%	<input type="text"/>	relationship building
1	1.18%	<input type="text"/>	Relationship building exercise
1	1.18%	<input type="text"/>	Sharpened my entrepreneurial skills
1	1.18%	<input type="text"/>	Singing in Frog Corps helps with any vocal situation.
1	1.18%	<input type="text"/>	Social skills
1	1.18%	<input type="text"/>	Social skills Resume
1	1.18%	<input type="text"/>	Social skills that I will always use
1	1.18%	<input type="text"/>	Socializing skills are mostly what I need after college. Specifically, it's the partnership that I am improving everyday.
1	1.18%	<input type="text"/>	Taught me how to be a leader, how to serve others and helped me grow
1	1.18%	<input type="text"/>	Team building; leadership; communication within a team
1	1.18%	<input type="text"/>	team cooperation
1	1.18%	<input type="text"/>	The leadership skills I have gained through campus activities at TCU have been truly invaluable. I have also learned to communicate better as a leader and how to better organize my time.
1	1.18%	<input type="text"/>	These campus activities have taught me how to interact with others and get involved in my community when I start out by myself.
1	1.18%	<input type="text"/>	They have given me leaderships experience and let me become involved within the profession I hope to one day get a job in.
1	1.18%	<input type="text"/>	time management

85 Respondents

Q40. Please indicate your agreement level with each of the following statements: As a result of participating in campus activities . . . - My self-confidence has increased.

Count	Percent		
47	37.01%		Strongly agree
42	33.07%		Somewhat agree
29	22.83%		Neither agree nor disagree
6	4.72%		Somewhat disagree
3	2.36%		Strongly disagree
127	Respondents		

Q41. Please indicate your agreement level with each of the following statements: As a result of participating in campus activities . . . - My stress-management skills have improved.

Count	Percent		
37	29.13%		Strongly agree
45	35.43%		Somewhat agree
34	26.77%		Neither agree nor disagree
11	8.66%		Somewhat disagree
0	0.00%		Strongly disagree
127	Respondents		

Q42. Please indicate your agreement level with each of the following statements: As a result of participating in campus activities . . . - My time-management skills have improved.

Count	Percent		
42	33.33%		Strongly agree
51	40.48%		Somewhat agree
25	19.84%		Neither agree nor disagree
7	5.56%		Somewhat disagree
1	0.79%		Strongly disagree
126	Respondents		

Q43. Please indicate your agreement level with each of the following statements: As a result of participating in campus activities . . . - My communication skills have improved.

Count	Percent		
57	45.24%		Strongly agree
38	30.16%		Somewhat agree
26	20.63%		Neither agree nor disagree
5	3.97%		Somewhat disagree
0	0.00%		Strongly disagree
126	Respondents		



Q44. Please indicate your agreement level with each of the following statements: As a result of participating in campus activities . . . - My critical thinking/problem-solving skills have improved.

Count	Percent		
42	33.07%		Strongly agree
36	28.35%		Somewhat agree
38	29.92%		Neither agree nor disagree
10	7.87%		Somewhat disagree
1	0.79%		Strongly disagree
127	Respondents		

Q45. Please indicate your agreement level with each of the following statements: As a result of participating in campus activities . . . - My leadership skills have improved.

Count	Percent		
53	42.06%		Strongly agree
44	34.92%		Somewhat agree
22	17.46%		Neither agree nor disagree
7	5.56%		Somewhat disagree
0	0.00%		Strongly disagree
126	Respondents		

Q46. Please indicate your agreement level with each of the following statements: As a result of participating in campus activities . . . - I am better able to manage conflict.

Count	Percent		
48	37.80%		Strongly agree
45	35.43%		Somewhat agree
28	22.05%		Neither agree nor disagree
6	4.72%		Somewhat disagree
0	0.00%		Strongly disagree
127	Respondents		

Q47. Please indicate your agreement level with each of the following statements: As a result of participating in campus activities . . . - I have gained experience/skills relevant to my academic major.

Count	Percent		
55	43.65%		Strongly agree
39	30.95%		Somewhat agree
20	15.87%		Neither agree nor disagree
10	7.94%		Somewhat disagree
2	1.59%		Strongly disagree
126	Respondents		

Q48. Please indicate your agreement level with each of the following statements: As a result of participating in campus activities . . . - My ability to work in a team has improved.

Count	Percent		
59	46.09%		Strongly agree
44	34.38%		Somewhat agree
23	17.97%		Neither agree nor disagree
2	1.56%		Somewhat disagree
0	0.00%		Strongly disagree
128	Respondents		

Q49. Please indicate your agreement level with each of the following statements: As a result of participating in campus activities . . . - I have learned to balance social activities with academic obligations (e.g., homework, studying, group meetings).

Count	Percent		
59	46.09%		Strongly agree
46	35.94%		Somewhat agree
20	15.63%		Neither agree nor disagree
3	2.34%		Somewhat disagree
0	0.00%		Strongly disagree
128	Respondents		

Q50. Please indicate your agreement level with each of the following statements: As a result of participating in campus activities . . . - I have become more knowledgeable about the campus community.

Count	Percent		
57	44.53%		Strongly agree
52	40.63%		Somewhat agree
19	14.84%		Neither agree nor disagree
0	0.00%		Somewhat disagree
0	0.00%		Strongly disagree
128	Respondents		

Q51. Please indicate your agreement level with each of the following statements: As a result of participating in campus activities . . . - I have a greater understanding of diverse perspectives.

Count	Percent		
46	36.51%		Strongly agree
44	34.92%		Somewhat agree
28	22.22%		Neither agree nor disagree
7	5.56%		Somewhat disagree
1	0.79%		Strongly disagree
126	Respondents		

Q52. Please indicate your agreement level with each of the following statements: As a result of participating in campus activities . . . - I have been able to make a difference on campus.

Count	Percent		
45	35.16%		Strongly agree
39	30.47%		Somewhat agree
32	25.00%		Neither agree nor disagree
11	8.59%		Somewhat disagree
1	0.78%		Strongly disagree
128	Respondents		

Q53. Please indicate your agreement level with each of the following statements: As a result of participating in campus activities . . . - I have been able to make a difference in the community.

Count	Percent		
41	32.54%		Strongly agree
46	36.51%		Somewhat agree
29	23.02%		Neither agree nor disagree
9	7.14%		Somewhat disagree
1	0.79%		Strongly disagree
126	Respondents		

Q54. Are you aware of the student fees that you pay per semester/quarter?

Count	Percent		
104	80.62%		Yes
25	19.38%		No
129	Respondents		

Q55. Taking into account the quality and quantity of campus activities and programs offered on campus, how would you rate the value for what you pay in student activities fees?

Count	Percent		
10	7.75%		Students get much more than what they pay for.
19	14.73%		Students get somewhat more than what they pay for.
42	32.56%		Students get what they pay for.
38	29.46%		Students get somewhat less than what they pay for.
10	7.75%		Students get much less than what they pay for.
10	7.75%		No basis to judge
129 Respondents			








Q56. How would you like to see your student fees spent? (Check all that apply)

Count	Respondent %	Response %	
72	56.69%	33.03%	More programming and activities
24	18.90%	11.01%	Different types of programming and activities (please specify)







  

Count	Percent	
1	4.17%	Applicable to upperclassmen
1	4.17%	big events, no more small events
1	4.17%	Bigger and better activities, not just small little arts and crafts. We need more well-known performers and speakers (not just musicians) to stop by TCU for select performances/speeches.
1	4.17%	diversity awareness; need more that are put on/ encouraged by the "normal" organizations.
1	4.17%	fewer activities
1	4.17%	free t shirts
1	4.17%	I really enjoyed the pARTy Spring 2012. It was a nice medley of activities and the opportunity to engage in a creative outlet for free and in such a convenient location was divine. I'd really like to see more of that.
1	4.17%	I would like to see more programs that link students to staff/faculty/administration. These programs or activities can strengthen our already great relationships between students and staff/faculty and work to create more relationships with administration.
1	4.17%	Large community driven events
1	4.17%	Less of the Crew and more activities actually catered to students' needs
1	4.17%	major specified
1	4.17%	Maybe not different programming, but programming that is more widely known about on campus and advertised better.
1	4.17%	More big company (fortune 500) events on campus.
1	4.17%	More diverse programs for everybody on campus especially those for minority and non traditional students
1	4.17%	more free food
1	4.17%	More large-scale activities that unite the campus, such as large concerts. No more statues/memorials because our campus is already saturated with them and they do nothing to bring the students together.
1	4.17%	More meaningful events that connect students.

1	4.17%	<input type="checkbox"/>	NO more statues (bronze ronald mcdonald superfrog)
1	4.17%	<input type="checkbox"/>	Not sure if these fees go towards groups like theCrew, but I feel like that money could be used to do less "childish" activities that most students really seem interested or participate in.
1	4.17%	<input type="checkbox"/>	Omelet line in market square
1	4.17%	<input type="checkbox"/>	Please provide activities that will make us smarter, more productive adults. We do not need college-age bouncy toys and other immature programs as part of campus outreach. My brother once visited TCU and commented to me that our campus caters to immaturity.
1	4.17%	<input type="checkbox"/>	Scholarships
52	40.94%	23.85%	<input type="checkbox"/> Renovations to existing facilities
40	31.50%	18.35%	<input type="checkbox"/> Building of new facilities
30	23.62%	13.76%	<input type="checkbox"/> Other (please specify)
Count	Percent		
1	3.33%	<input type="checkbox"/>	Bass Hall, needs to be renovated. EXCLUSIVELY!
1	3.33%	<input type="checkbox"/>	Better parking situation for commuters (3 miles or more from campus)
1	3.33%	<input type="checkbox"/>	bigger library
1	3.33%	<input type="checkbox"/>	Don't charge us student fees...
1	3.33%	<input type="checkbox"/>	don't need it to spent on something that would be un-beneficial.
1	3.33%	<input type="checkbox"/>	Equipment needed for Student Filmmakers Association
1	3.33%	<input type="checkbox"/>	Expansion of the Miller speech and hearing clinic. It is very crowd especially now that more students are discovering SLP
1	3.33%	<input type="checkbox"/>	furnish dorms with better appliances
1	3.33%	<input type="checkbox"/>	Get the students more acknowledge about different organization
1	3.33%	<input type="checkbox"/>	greek
1	3.33%	<input type="checkbox"/>	I feel that there is room to cut some of the weekly spending on activities, such as the Crew, which I feel utilizes a very large budget over the semester. Although I feel other students might enjoy it more than others, I feel they can do with less money in order for out tuitions to have a slight reduction.
1	3.33%	<input type="checkbox"/>	I would like less student fees
1	3.33%	<input type="checkbox"/>	less crew activities that waste money.
1	3.33%	<input type="checkbox"/>	LESS STATUES and get more guest speakers and lectures
1	3.33%	<input type="checkbox"/>	More concerts and fun things that aren't academic. Also more parking lots.
1	3.33%	<input type="checkbox"/>	More concerts or musical events in the commons.
1	3.33%	<input type="checkbox"/>	More funding for organizations that are student led instead of SGA led.
1	3.33%	<input type="checkbox"/>	More mac computers in the library!
1	3.33%	<input type="checkbox"/>	More study rooms specifically in the business school. The rooms in Smith are great but we need MORE!
1	3.33%	<input type="checkbox"/>	More team and individual study rooms. I personally don't like being out in the open when I study. Also, the library is too loud for good group work and all of the business building's group rooms get filled up very quickly.
1	3.33%	<input type="checkbox"/>	New study facilities and Greek housing would be appreciated. The constant construction gets annoying when it's for superficial things, like special brick patterns on paths and streets.

1	3.33%		no more bronze superfrogs, please.
1	3.33%		not on a superfluous \$50K bronze statue that was purchased "just because" and doesn't commemorate anything specific or monumental
1	3.33%		Parking Garages
1	3.33%		Parking lots... No metered parking
1	3.33%		Parking, library upgrade
1	3.33%		stronger emphasis on academics, more scholarships
1	3.33%		Update of the equipment within the lavatories
127 Respondents			
218 Responses			

## Q57. Overall, how satisfied are you with how student activities fees are spent?

Count	Percent		
11	8.53%		Very satisfied
52	40.31%		Somewhat satisfied
23	17.83%		Neither satisfied nor dissatisfied
32	24.81%		Somewhat dissatisfied
5	3.88%		Very dissatisfied
6	4.65%		No basis to judge
129 Respondents			

## Q58. How likely would you be to support an increase in student fees?

Count	Percent		
2	1.55%		Extremely likely
19	14.73%		Somewhat likely
38	29.46%		Somewhat unlikely
63	48.84%		Extremely unlikely
7	5.43%		Not sure
129 Respondents			

## Q59. Please answer the following questions: - Are you a member of at least one student club or organization this semester/quarter?

Count	Percent		
113	88.28%		Yes
15	11.72%		No
128 Respondents			

Q60. Please answer the following questions: - Are you involved in at least one intramural group, club sport, or organized fitness activity on campus this semester/quarter?

Count	Percent		
52	40.63%		Yes
76	59.38%		No
128	Respondents		

Q61. Please answer the following questions: - Are you a member of a Greek organization?

Count	Percent		
74	57.81%		Yes
54	42.19%		No
128	Respondents		

Q62. Please answer the following questions: - Are you a member of an intercollegiate athletic team?

Count	Percent		
11	8.53%		Yes
118	91.47%		No
129	Respondents		





Q63. Please indicate your current class standing:

Count	Percent		
36	27.91%		First year/Freshman
27	20.93%		Sophomore
33	25.58%		Junior
30	23.26%		Senior
2	1.55%		Graduate
1	0.78%		Non-degree seeking
0	0.00%		Other
129	Respondents		






Q64. How would you characterize your enrollment?

Count	Percent		
124	98.41%		Full time
2	1.59%		Less than full time
126	Respondents		

**Q65. In which subject area is your major?**









Count	Percent		
43	33.33%		Business
0	0.00%		Computer Science
5	3.88%		Education
2	1.55%		Engineering
23	17.83%		Health Sciences
0	0.00%		Interdisciplinary
12	9.30%		Liberal Arts/Humanities
0	0.00%		Mathematics
5	3.88%		Physical Sciences
9	6.98%		Social Sciences
0	0.00%		Technology
9	6.98%		Visual and Performing Arts
9	6.98%		I have more than one major
2	1.55%		Undecided
9	6.98%		Other
1	0.78%		N/A/I do not have a major.
129 Respondents			

**Q66. What is your current gender identity?**

Count	Percent		
40	31.25%		Man
87	67.97%		Woman
0	0.00%		Transgender
0	0.00%		Other
1	0.78%		I prefer to not respond to this question.
128 Respondents			





## Q67. With which racial category do you most identify?

Count	Percent		
7	5.43%		Asian/Pacific Islander
5	3.88%		Black/African-American
10	7.75%		Latino(a)/Hispanic
0	0.00%		Middle Eastern
0	0.00%		Indigenous/Native American
101	78.29%		White
3	2.33%		Multiracial
3	2.33%		I prefer to not respond to this question.
129	Respondents		

## Q68. Are you an international student (holding a SEVIS visa group: F1, F2, J1, J2, BE, BP, B1, B2, WB, WP)?

Count	Percent		
6	4.65%		Yes
123	95.35%		No
129	Respondents		

## Q69. Do you identify as lesbian, gay, bisexual, or queer?

Count	Percent		
3	2.33%		Yes
126	97.67%		No
129	Respondents		






## Q70. Have you ever been enlisted in any branch of the US military (active duty, veteran, national guard, or reserves)?

Count	Percent		
2	1.56%		Yes
126	98.44%		No
128	Respondents		







Q71. How old are you?

Count	Percent		
0	0.00%	<input type="text"/>	Younger than 18
21	16.41%	<input type="text"/>	18
30	23.44%	<input type="text"/>	19
28	21.88%	<input type="text"/>	20
29	22.66%	<input type="text"/>	21
9	7.03%	<input type="text"/>	22
3	2.34%	<input type="text"/>	23
3	2.34%	<input type="text"/>	24
1	0.78%	<input type="text"/>	25
1	0.78%	<input type="text"/>	26
1	0.78%	<input type="text"/>	27
0	0.00%	<input type="text"/>	28
0	0.00%	<input type="text"/>	29
0	0.00%	<input type="text"/>	30
0	0.00%	<input type="text"/>	31
0	0.00%	<input type="text"/>	32
0	0.00%	<input type="text"/>	33
0	0.00%	<input type="text"/>	34
0	0.00%	<input type="text"/>	35
0	0.00%	<input type="text"/>	36
1	0.78%	<input type="text"/>	37
0	0.00%	<input type="text"/>	38
0	0.00%	<input type="text"/>	39
0	0.00%	<input type="text"/>	40
0	0.00%	<input type="text"/>	41
0	0.00%	<input type="text"/>	42
0	0.00%	<input type="text"/>	43
0	0.00%	<input type="text"/>	44
0	0.00%	<input type="text"/>	45
1	0.78%	<input type="text"/>	46
0	0.00%	<input type="text"/>	47
0	0.00%	<input type="text"/>	48








0	0.00%		49
0	0.00%		50
0	0.00%		51
0	0.00%		52
0	0.00%		53
0	0.00%		54
0	0.00%		55
0	0.00%		56
0	0.00%		57
0	0.00%		58
0	0.00%		59
0	0.00%		60
0	0.00%		61
0	0.00%		62
0	0.00%		63
0	0.00%		64
0	0.00%		65+
128 Respondents			

Q72. If you could start over again, would you go to the same college/university you are now attending?			
Count	Percent		
73	56.59%		Definitely would
32	24.81%		Probably would
12	9.30%		Probably would not
5	3.88%		Definitely would not
7	5.43%		Not sure
129 Respondents			

## Q73. How likely is it that you will be enrolled at this college/university next semester/quarter?

Count	Percent		
112	86.82%		Extremely likely
8	6.20%		Somewhat likely
2	1.55%		Somewhat unlikely
3	2.33%		Extremely unlikely
0	0.00%		Not sure
4	3.10%		Not applicable/Graduating
129	Respondents		





## Q74. How many hours do you typically spend a week studying?

Count	Percent		
0	0.00%		0 hours
10	7.75%		1 - 5 hours
27	20.93%		6 - 10 hours
34	26.36%		11 - 15 hours
27	20.93%		16 - 20 hours
11	8.53%		21 - 25 hours
7	5.43%		26 - 30 hours
13	10.08%		More than 30 hours
129	Respondents		




## Q75. Is the number of hours that you indicated in the last question more or less than you expected?

Count	Percent		
19	14.73%		More hours than I expected
85	65.89%		About what I expected
25	19.38%		Fewer hours than what I expected
129	Respondents		

## Q76. How many hours do you typically spend working for pay each week?






Count	Percent		
59	46.09%		0 hours
32	25.00%		1 - 10 hours
26	20.31%		11 - 20 hours
10	7.81%		21 - 30 hours
1	0.78%		31 - 40 hours
0	0.00%		More than 40 hours
128	Respondents		



## Q77. Did you transfer to this college?

Count	Percent		
107	82.95%		No
13	10.08%		Yes, from a two-year college
9	6.98%		Yes, from a four-year college or university
129	Respondents		

## Q78. Where do you currently live?

Count	Percent		
61	48.03%		On-campus (e.g., residence hall, apartment, family housing)
6	4.72%		Fraternity or sorority housing
48	37.80%		Off-campus, alone or with friends/roommates
3	2.36%		Off-campus, with my parent(s)/guardian(s)
5	3.94%		Off-campus, with my spouse/partner/children
4	3.15%		I am currently studying abroad.
0	0.00%		Other
127	Respondents		

Q79. What is your approximate cumulative GPA?			
Count	Percent		
62	48.06%		3.5 - 4.0
42	32.56%		3.0 - 3.4
14	10.85%		2.5 - 2.9
1	0.78%		2.0 - 2.4
0	0.00%		Below 2.0
10	7.75%		NA/Do not have a GPA yet
129	Respondents		

Q80. Are you the first (i.e., neither of your parents/guardians or siblings have attended any college) in your family to go to college?			
Count	Percent		
22	17.05%		Yes
107	82.95%		No
129	Respondents		