





**Orientation/New Student Programs Benchmark 2013-2016**  
**Texas Christian University**



Which best describes your status at this institution?

	 <b>TCU Total 2013</b>	 <b>TCU Total 2016</b>
First-year student	100.00%	99.78%
Transfer student	0.00%	0.22%
Total Respondents	368	458



Did you attend any type of orientation or program for new students at your current college or university?

	 <b>TCU Total 2013</b>	 <b>TCU Total 2016</b>
Yes	99.73%	99.56%
No	0.27%	0.44%
Total Respondents	368	458

What prevented you from attending orientation? (Check all that apply)



	 <b>TCU Total 2013</b>	 <b>TCU Total 2016</b>
Did not know about orientation	0.00%	0.00%
Did not have enough time	0.00%	0.00%
Had to work	0.00%	0.00%
Scheduling conflict/Previous obligation	100.00%	100.00%
Did not think it would be worthwhile	0.00%	0.00%
Other (please specify)	0.00%	0.00%
Total Respondents	1	2

Which type of orientation best describes the orientation that you attended?



	 <b>TCU Total 2013</b>	 <b>TCU Total 2016</b>
Half day orientation	0.55%	0.22%
One day orientation	2.48%	0.89%
Multiple day orientation, but no overnight stay	7.99%	6.90%
Multiple day orientation with an overnight stay	88.71%	91.98%
Online orientation	0.00%	0.00%
Other (please explain)	0.28%	0.00%
Total Respondents	363	449

**Orientation/New Student Programs Benchmark 2013-2016  
Texas Christian University**



At what approximate point did you attend orientation?

	 <b>TCU Total 2013</b>	 <b>TCU Total 2016</b>
The spring before the start of this semester/quarter	1.93%	1.56%
The summer before the start of this semester/quarter	82.92%	83.96%
Immediately prior to the start of this semester/quarter	14.88%	14.25%
Don't remember	0.28%	0.22%
<b>Total Respondents</b>	<b>363</b>	<b>449</b>



How would you rate the website for orientation?

	 <b>TCU Total 2013</b>	 <b>TCU Total 2016</b>
Excellent	21.55%	24.38%
Good	48.07%	44.52%
Fair	8.84%	9.84%
Poor	1.66%	0.89%
Not applicable/Don't remember	19.89%	20.36%
<b>Total Respondents</b>	<b>362</b>	<b>447</b>

How would you rate the orientation registration process?



	 <b>TCU Total 2013</b>	 <b>TCU Total 2016</b>
Excellent	30.39%	35.63%
Good	50.28%	50.78%
Fair	16.30%	9.80%
Poor	2.21%	1.78%
Not applicable/Don't remember	0.83%	2.00%
<b>Total Respondents</b>	<b>362</b>	<b>449</b>

How would you rate the length of orientation?



	 <b>TCU Total 2013</b>	 <b>TCU Total 2016</b>
Too long	38.29%	42.09%
Just right	58.40%	55.68%
Too short	2.48%	1.56%
Not applicable/Don't remember	0.83%	0.67%
<b>Total Respondents</b>	<b>363</b>	<b>449</b>

**Orientation/New Student Programs Benchmark 2013-2016**  
**Texas Christian University**



Thinking back on the orientation that you attended at your college/university, to what extent was the orientation staff . . .? - Available

	 <b>TCU Total 2013</b>	 <b>TCU Total 2016</b>
A great deal	57.85%	72.97%
Considerably	33.61%	21.85%
Moderately	7.99%	4.28%
Slightly	0.55%	0.68%
Not at all	0.00%	0.23%
Total Respondents	363	444

Thinking back on the orientation that you attended at your college/university, to what extent was the orientation staff . . .? - Knowledgeable



	 <b>TCU Total 2013</b>	 <b>TCU Total 2016</b>
A great deal	59.39%	67.57%
Considerably	34.25%	26.58%
Moderately	5.52%	4.73%
Slightly	0.83%	1.13%
Not at all	0.00%	0.00%
Total Respondents	362	444

Thinking back on the orientation that you attended at your college/university, to what extent was the orientation staff . . .? - Courteous



	 <b>TCU Total 2013</b>	 <b>TCU Total 2016</b>
A great deal	75.76%	79.73%
Considerably	18.46%	17.12%
Moderately	4.68%	2.70%
Slightly	1.10%	0.45%
Not at all	0.00%	0.00%
Total Respondents	363	444

**Orientation/New Student Programs Benchmark 2013-2016**  
**Texas Christian University**



Please indicate your agreement with the following statements: - Orientation helped me to know what to expect academically at this college/university.

	 <b>TCU Total 2013</b>	 <b>TCU Total 2016</b>
Strongly agree	35.23%	41.59%
Somewhat agree	45.45%	41.59%
Neither agree nor disagree	11.65%	9.35%
Somewhat disagree	6.53%	5.61%
Strongly disagree	1.14%	1.87%
Total Respondents	352	428

Please indicate your agreement with the following statements: - Orientation helped me to know what to expect socially at this college/university.



	 <b>TCU Total 2013</b>	 <b>TCU Total 2016</b>
Strongly agree	26.07%	39.03%
Somewhat agree	37.82%	38.11%
Neither agree nor disagree	17.77%	11.78%
Somewhat disagree	13.18%	9.24%
Strongly disagree	5.16%	1.85%
Total Respondents	349	433

Please indicate your agreement with the following statements: - I met new people at orientation that I am still friends with.



	 <b>TCU Total 2013</b>	 <b>TCU Total 2016</b>
Strongly agree	34.09%	39.81%
Somewhat agree	28.69%	25.53%
Neither agree nor disagree	10.80%	10.30%
Somewhat disagree	12.78%	14.75%
Strongly disagree	13.64%	9.60%
Total Respondents	352	427

**Orientation/New Student Programs Benchmark 2013-2016**  
**Texas Christian University**



Please indicate your agreement with the following statements: - At orientation, I learned about the different clubs and organizations that I could join.

	 <b>TCU Total 2013</b>	 <b>TCU Total 2016</b>
Strongly agree	27.59%	35.90%
Somewhat agree	45.11%	40.79%
Neither agree nor disagree	13.79%	12.82%
Somewhat disagree	10.92%	8.39%
Strongly disagree	2.59%	2.10%
Total Respondents	348	429

Please indicate your agreement with the following statements: - At orientation, I learned about the different resources on campus that could help me if I am having academic concerns.



	 <b>TCU Total 2013</b>	 <b>TCU Total 2016</b>
Strongly agree	42.12%	63.02%
Somewhat agree	40.69%	28.84%
Neither agree nor disagree	12.89%	4.65%
Somewhat disagree	3.72%	2.09%
Strongly disagree	0.57%	1.40%
Total Respondents	349	430

Please indicate your agreement with the following statements: - At orientation, I learned about the different resources on campus that could help me if I am having problems adjusting to this institution.



	 <b>TCU Total 2013</b>	 <b>TCU Total 2016</b>
Strongly agree	39.02%	69.86%
Somewhat agree	40.75%	23.36%
Neither agree nor disagree	13.87%	4.21%
Somewhat disagree	5.20%	1.17%
Strongly disagree	1.16%	1.40%
Total Respondents	346	428

**Orientation/New Student Programs Benchmark 2013-2016**  
**Texas Christian University**



Please indicate your agreement with the following statements: - Orientation was an enjoyable experience.

	 <b>TCU Total 2013</b>	 <b>TCU Total 2016</b>
Strongly agree	36.29%	34.35%
Somewhat agree	35.71%	34.35%
Neither agree nor disagree	15.43%	15.42%
Somewhat disagree	9.14%	10.28%
Strongly disagree	3.43%	5.61%
Total Respondents	350	428

Please indicate your agreement with the following statements: - I have a clear understanding of how to register for classes at this college/university.



	 <b>TCU Total 2013</b>	 <b>TCU Total 2016</b>
Strongly agree	59.60%	43.72%
Somewhat agree	26.07%	35.12%
Neither agree nor disagree	7.16%	10.70%
Somewhat disagree	6.02%	7.67%
Strongly disagree	1.15%	2.79%
Total Respondents	349	430

Please indicate your agreement with the following statements: - I know what resources are available to me at this college/university if I am looking for employment.



	 <b>TCU Total 2013</b>	 <b>TCU Total 2016</b>
Strongly agree	29.18%	40.56%
Somewhat agree	41.64%	39.63%
Neither agree nor disagree	13.88%	10.26%
Somewhat disagree	12.75%	7.93%
Strongly disagree	2.55%	1.63%
Total Respondents	353	429

**Orientation/New Student Programs Benchmark 2013-2016**  
**Texas Christian University**



Please indicate your agreement with the following statements: - I know what resources are available to me at this college/university if I have questions about housing.

	 <b>TCU Total 2013</b>	 <b>TCU Total 2016</b>
Strongly agree	39.14%	50.35%
Somewhat agree	42.29%	32.63%
Neither agree nor disagree	8.00%	11.19%
Somewhat disagree	9.14%	5.13%
Strongly disagree	1.43%	0.70%
Total Respondents	350	429



Please indicate your agreement with the following statements: - I know what resources are available to me if I have questions about paying for college.

	 <b>TCU Total 2013</b>	 <b>TCU Total 2016</b>
Strongly agree	28.16%	42.99%
Somewhat agree	40.52%	33.41%
Neither agree nor disagree	15.23%	13.08%
Somewhat disagree	12.93%	8.88%
Strongly disagree	3.16%	1.64%
Total Respondents	348	428

Please indicate your agreement with the following statements: - I know where all the important buildings are on campus.



	 <b>TCU Total 2013</b>	 <b>TCU Total 2016</b>
Strongly agree	47.14%	48.48%
Somewhat agree	34.00%	33.10%
Neither agree nor disagree	10.57%	9.56%
Somewhat disagree	6.57%	6.99%
Strongly disagree	1.71%	1.86%
Total Respondents	350	429

Please indicate your agreement with the following statements: - I got all of my questions answered during orientation.



	 <b>TCU Total 2013</b>	 <b>TCU Total 2016</b>
Strongly agree	30.86%	40.14%
Somewhat agree	40.86%	34.68%
Neither agree nor disagree	15.71%	14.49%
Somewhat disagree	10.29%	7.60%
Strongly disagree	2.29%	3.09%
Total Respondents	350	421

**Orientation/New Student Programs Benchmark 2013-2016**  
**Texas Christian University**



Please indicate your agreement with the following statements: - I know at least one person (faculty or staff) at this college/university that I can turn to if I have questions or concerns.

	 <b>TCU Total 2013</b>	 <b>TCU Total 2016</b>
Strongly agree	57.83%	65.28%
Somewhat agree	29.06%	19.68%
Neither agree nor disagree	5.13%	8.10%
Somewhat disagree	5.13%	3.94%
Strongly disagree	2.85%	3.01%
Total Respondents	351	432



Please indicate your agreement with the following statements: - Attending orientation was a good use of my time.

	 <b>TCU Total 2013</b>	 <b>TCU Total 2016</b>
Strongly agree	49.15%	52.89%
Somewhat agree	33.24%	29.56%
Neither agree nor disagree	9.09%	8.78%
Somewhat disagree	7.10%	6.24%
Strongly disagree	1.42%	2.54%
Total Respondents	352	433

Thinking back on your orientation experience, to what extent did orientation give you useful information on . . .? - Academic requirements

	 <b>TCU Total 2013</b>	 <b>TCU Total 2016</b>
Significantly useful information	55.91%	59.26%
Moderately useful information	37.18%	31.11%
Slightly useful information	6.34%	9.38%
No useful information	0.58%	0.25%
Total Respondents	347	405

Thinking back on your orientation experience, to what extent did orientation give you useful information on . . .? - How academic advising works

	 <b>TCU Total 2013</b>	 <b>TCU Total 2016</b>
Significantly useful information	40.58%	41.73%
Moderately useful information	39.13%	39.75%
Slightly useful information	16.52%	15.06%
No useful information	3.77%	3.46%
Total Respondents	345	405



**Orientation/New Student Programs Benchmark 2013-2016**  
**Texas Christian University**

Thinking back on your orientation experience, to what extent did orientation give you useful information on . . .? - How to find information like the online schedule of courses

	<b>TCU Total 2013</b>	<b>TCU Total 2016</b>
Significantly useful information	54.39%	52.12%
Moderately useful information	30.99%	37.41%
Slightly useful information	10.82%	7.98%
No useful information	3.80%	2.49%
Total Respondents	342	401

Thinking back on your orientation experience, to what extent did orientation give you useful information on . . .? - Campus support services to keep you physically and mentally fit (health, wellness, and counseling services)

	<b>TCU Total 2013</b>	<b>TCU Total 2016</b>
Significantly useful information	48.12%	71.71%
Moderately useful information	39.71%	24.81%
Slightly useful information	9.86%	3.23%
No useful information	2.32%	0.25%
Total Respondents	345	403

Thinking back on your orientation experience, to what extent did orientation give you useful information on . . .? - Campus activities and programs



	<b>TCU Total 2013</b>	<b>TCU Total 2016</b>
Significantly useful information	45.75%	59.35%
Moderately useful information	39.59%	32.67%
Slightly useful information	13.20%	7.48%
No useful information	1.47%	0.50%
Total Respondents	341	401

Thinking back on your orientation experience, to what extent did orientation give you useful information on . . .? - Different rules, regulations, and policies at this college/university



	<b>TCU Total 2013</b>	<b>TCU Total 2016</b>
Significantly useful information	48.98%	60.64%
Moderately useful information	37.90%	31.68%
Slightly useful information	11.95%	6.68%
No useful information	1.17%	0.99%
Total Respondents	343	404

**Orientation/New Student Programs Benchmark 2013-2016  
Texas Christian University**



Thinking back on your orientation experience, to what extent did orientation give you useful information on . . .? - Safety and security on campus

	 <b>TCU Total 2013</b>	 <b>TCU Total 2016</b>
Significantly useful information	65.00%	71.71%
Moderately useful information	28.24%	24.57%
Slightly useful information	5.88%	3.72%
No useful information	0.88%	0.00%
Total Respondents	340	403

Thinking back on your orientation experience, to what extent did orientation give you useful information on . . .? - Technology resources on campus



	 <b>TCU Total 2013</b>	 <b>TCU Total 2016</b>
Significantly useful information	40.00%	45.66%
Moderately useful information	42.61%	41.94%
Slightly useful information	14.20%	11.17%
No useful information	3.19%	1.24%
Total Respondents	345	403

Thinking back on your orientation experience, to what extent did orientation give you useful information on . . .? - How to manage your time effectively

	 <b>TCU Total 2013</b>	 <b>TCU Total 2016</b>
Significantly useful information	30.61%	30.92%
Moderately useful information	40.23%	43.39%
Slightly useful information	23.32%	20.20%
No useful information	5.83%	5.49%
Total Respondents	343	401



Please indicate your level of agreement with the following statement:

**Orientation helped me feel connected to this college/university.**

	 <b>TCU Total 2013</b>	 <b>TCU Total 2016</b>
Strongly agree	34.99%	47.17%
Somewhat agree	46.65%	38.82%
Neither agree nor disagree	11.08%	7.13%
Somewhat disagree	6.12%	4.67%
Strongly disagree	1.17%	2.21%
Total Respondents	343	407

**Orientation/New Student Programs Benchmark 2013-2016**  
**Texas Christian University**

Overall, how would you rate the orientation program?

	 <b>TCU Total 2013</b>	 <b>TCU Total 2016</b>
Excellent	36.63%	44.47%
Good	49.42%	41.28%
Fair	12.79%	12.53%
Poor	1.16%	1.72%
Total Respondents	344	407



In thinking back on your orientation experience, are there questions that you wish had been answered?

	 <b>TCU Total 2013</b>	 <b>TCU Total 2016</b>
Total Respondents	100.00%	100.00%
	180	260



What were the most useful parts of orientation?

	 <b>TCU Total 2013</b>	 <b>TCU Total 2016</b>
Total Respondents	100.00%	100.00%
	222	294

**Academically**, how would you describe your transition from your previous school/college to this college/university?



	 <b>TCU Total 2013</b>	 <b>TCU Total 2016</b>
Very easy	18.73%	19.00%
Somewhat easy	32.56%	37.50%
Neither easy nor difficult	18.44%	14.50%
Somewhat difficult	26.80%	21.50%
Very difficult	3.46%	7.50%
Total Respondents	347	400

**Socially**, how would you describe your transition from your previous school/college to this college/university?



	 <b>TCU Total 2013</b>	 <b>TCU Total 2016</b>
Very easy	25.07%	25.87%
Somewhat easy	30.84%	33.83%
Neither easy nor difficult	14.41%	14.43%
Somewhat difficult	21.33%	16.42%
Very difficult	8.36%	9.45%
Total Respondents	347	402

**Orientation/New Student Programs Benchmark 2013-2016**  
**Texas Christian University**

How prepared were you for your first day of classes at this college/university?

	 <b>TCU Total 2013</b>	 <b>TCU Total 2016</b>
Extremely prepared	21.90%	16.92%
Very prepared	44.67%	40.55%
Moderately prepared	27.95%	35.57%
Slightly prepared	4.61%	5.72%
Not at all prepared	0.86%	1.24%
Total Respondents	347	402



When you started at this university, how did the difficulty of university coursework compare to the expectations you had prior to starting university?

	 <b>TCU Total 2013</b>	 <b>TCU Total 2016</b>
I expected it to be much more difficult.	7.76%	11.19%
I expected it to be somewhat more difficult.	27.87%	25.12%
The difficulty of coursework matched my expectations.	35.63%	33.83%
I expected it to be somewhat less difficult.	21.84%	24.63%
I expected it to be much less difficult.	4.31%	4.73%
I had no expectations.	2.59%	0.50%
Total Respondents	348	402

Is there anything that could have helped with your transition to this college/university that you would like us to know about?



	 <b>TCU Total 2013</b>	 <b>TCU Total 2016</b>
	100.00%	100.00%
Total Respondents	146	222

Did you participate in any new student welcome activities immediately before the start of this semester/quarter?



	 <b>TCU Total 2013</b>	 <b>TCU Total 2016</b>
Yes	80.17%	79.60%
No	19.83%	20.40%
Total Respondents	348	402

**Orientation/New Student Programs Benchmark 2013-2016  
Texas Christian University**



Thinking back on these welcome activities, to what extent did this program help you to . . .? - Feel welcome at this institution

	 <b>TCU Total 2013</b>	 <b>TCU Total 2016</b>
A great deal	54.87%	66.34%
Considerably	27.44%	22.98%
Moderately	12.27%	7.12%
Slightly	4.33%	3.24%
Not at all	1.08%	0.32%
Total Respondents	277	309



Thinking back on these welcome activities, to what extent did this program help you to . . .? - Meet other students

	 <b>TCU Total 2013</b>	 <b>TCU Total 2016</b>
A great deal	47.31%	54.10%
Considerably	31.54%	29.18%
Moderately	12.19%	12.13%
Slightly	5.73%	3.61%
Not at all	3.23%	0.98%
Total Respondents	279	305

Thinking back on these welcome activities, to what extent did this program help you to . . .? - Find information on campus support services



	 <b>TCU Total 2013</b>	 <b>TCU Total 2016</b>
A great deal	29.96%	54.43%
Considerably	38.27%	29.51%
Moderately	22.02%	10.49%
Slightly	5.42%	3.93%
Not at all	4.33%	1.64%
Total Respondents	277	305

Thinking back on these welcome activities, to what extent did this program help you to . . .? - Learn about student groups on campus



	 <b>TCU Total 2013</b>	 <b>TCU Total 2016</b>
A great deal	37.59%	53.42%
Considerably	37.59%	28.01%
Moderately	17.15%	12.70%
Slightly	3.65%	4.89%
Not at all	4.01%	0.98%
Total Respondents	274	307

**Orientation/New Student Programs Benchmark 2013-2016**  
**Texas Christian University**



Since entering this college/university, how successful or unsuccessful have you been at . . .? -  
Understanding what your professors expect of you academically

	 <b>TCU Total 2013</b>	 <b>TCU Total 2016</b>
Very successful	55.46%	48.97%
Somewhat successful	40.52%	44.10%
Neither successful nor unsuccessful	3.16%	3.85%
Somewhat unsuccessful	0.86%	2.31%
Very unsuccessful	0.00%	0.77%
Total Respondents	348	390



Since entering this college/university, how successful or unsuccessful have you been at . . .? -  
Developing effective study skills

	 <b>TCU Total 2013</b>	 <b>TCU Total 2016</b>
Very successful	35.55%	30.33%
Somewhat successful	45.95%	46.53%
Neither successful nor unsuccessful	11.27%	14.40%
Somewhat unsuccessful	6.65%	7.20%
Very unsuccessful	0.58%	1.54%
Total Respondents	346	389

Since entering this college/university, how successful or unsuccessful have you been at . . .? -  
Adjusting to the academic demands of this institution



	 <b>TCU Total 2013</b>	 <b>TCU Total 2016</b>
Very successful	42.94%	39.95%
Somewhat successful	43.80%	42.01%
Neither successful nor unsuccessful	9.51%	11.60%
Somewhat unsuccessful	3.46%	5.15%
Very unsuccessful	0.29%	1.29%
Total Respondents	347	388

Since entering this college/university, how successful or unsuccessful have you been at . . .? -  
Managing your time effectively



	 <b>TCU Total 2013</b>	 <b>TCU Total 2016</b>
Very successful	34.99%	30.81%
Somewhat successful	44.02%	40.47%
Neither successful nor unsuccessful	11.95%	17.23%
Somewhat unsuccessful	9.04%	9.66%
Very unsuccessful	0.00%	1.83%
Total Respondents	343	383

**Orientation/New Student Programs Benchmark 2013-2016  
Texas Christian University**



Since entering this college/university, how successful or unsuccessful have you been at . . .? -  
Adjusting to the social aspects of this institution

	 <b>TCU Total 2013</b>	 <b>TCU Total 2016</b>
Very successful	39.36%	38.54%
Somewhat successful	32.94%	38.80%
Neither successful nor unsuccessful	13.70%	11.72%
Somewhat unsuccessful	9.62%	8.33%
Very unsuccessful	4.37%	2.60%
Total Respondents	343	384



Since entering this college/university, how successful or unsuccessful have you been at . . .? -  
Developing friendships with other students

	 <b>TCU Total 2013</b>	 <b>TCU Total 2016</b>
Very successful	48.41%	51.43%
Somewhat successful	32.75%	33.25%
Neither successful nor unsuccessful	10.14%	8.05%
Somewhat unsuccessful	6.67%	4.68%
Very unsuccessful	2.03%	2.60%
Total Respondents	345	385

Since entering this college/university, how successful or unsuccessful have you been at . . .? - Using  
different student services



	 <b>TCU Total 2013</b>	 <b>TCU Total 2016</b>
Very successful	23.48%	29.56%
Somewhat successful	40.29%	35.48%
Neither successful nor unsuccessful	27.25%	25.96%
Somewhat unsuccessful	7.83%	7.20%
Very unsuccessful	1.16%	1.80%
Total Respondents	345	389

Please indicate the number of classes in which you are experiencing academic difficulty:



	 <b>TCU Total 2013</b>	 <b>TCU Total 2016</b>
0	14.99%	10.54%
1	36.89%	23.65%
2	36.60%	45.24%
3	8.36%	15.94%
4	1.73%	2.83%
5+	1.44%	1.80%
Total Respondents	347	389

**Orientation/New Student Programs Benchmark 2013-2016**  
**Texas Christian University**



Since entering this college/university have you . . .? - Taken a college course or seminar specifically designed to help students adjust to college (such as a first year seminar or an extended orientation course)?

	 <b>TCU Total 2013</b>	 <b>TCU Total 2016</b>
Yes	16.81%	39.74%
No	83.19%	57.69%
Not applicable	0.00%	2.56%
Total Respondents	345	390



Since entering this college/university have you . . .? - Enrolled in a formal program where a group of students take two or more courses together?

	 <b>TCU Total 2013</b>	 <b>TCU Total 2016</b>
Yes	5.90%	8.25%
No	94.10%	86.08%
Not applicable	0.00%	5.67%
Total Respondents	339	388



- Are you a member of at least one student club or organization this semester/quarter?

	 <b>TCU Total 2013</b>	 <b>TCU Total 2016</b>
Yes	86.42%	89.92%
No	13.58%	9.56%
Not applicable	0.00%	0.52%
Total Respondents	346	387

- Are you involved in at least one intramural group, club sport, or organized fitness activity on campus this semester/quarter?

	 <b>TCU Total 2013</b>	 <b>TCU Total 2016</b>
Yes	40.99%	40.21%
No	59.01%	58.51%
Not applicable	0.00%	1.29%
Total Respondents	344	388



- Are you a member of an intercollegiate athletic team?

	 <b>TCU Total 2013</b>	 <b>TCU Total 2016</b>
Yes	7.06%	6.72%
No	92.94%	92.51%
Not applicable	0.00%	0.78%
Total Respondents	340	387





**Orientation/New Student Programs Benchmark 2013-2016**  
**Texas Christian University**



- Are you a member of a Greek organization?

	 <b>TCU Total 2013</b>	 <b>TCU Total 2016</b>
Yes	45.53%	51.93%
No	54.47%	47.56%
Not applicable	0.00%	0.51%
Total Respondents	347	389

What is your current enrollment status?



	 <b>TCU Total 2013</b>	 <b>TCU Total 2016</b>
Full time	99.14%	98.97%
Less than full time	0.86%	1.03%
Total Respondents	347	388

In which subject area is your major?



	 <b>TCU Total 2013</b>	 <b>TCU Total 2016</b>
Business	21.26%	26.48%
Computer Science	0.57%	0.00%
Education	5.17%	3.08%
Engineering	4.02%	21.34%
Health Sciences	24.14%	15.42%
Interdisciplinary	0.00%	0.00%
Liberal Arts/Humanities	6.90%	8.23%
Mathematics	0.57%	0.00%
Physical Sciences	3.45%	0.00%
Social Sciences	3.45%	0.00%
Technology	0.29%	0.00%
Visual and Performing Arts	8.33%	0.00%
I have more than one major.	6.32%	3.60%
Undecided	5.46%	6.43%
Other (please specify)	9.77%	3.86%
Not applicable/I do not have a major.	0.29%	0.00%
Total Respondents	348	389

**Orientation/New Student Programs Benchmark 2013-2016**  
**Texas Christian University**



Where do you currently live?

	 <b>TCU Total 2013</b>	 <b>TCU Total 2016</b>
On campus (e.g., residence hall, apartment, family housing)	97.41%	96.40%
On campus, in fraternity or sorority housing	0.00%	0.00%
Off campus, in fraternity or sorority housing	0.00%	0.00%
Off campus, alone or with friends/roommates	0.29%	0.00%
Off campus, with my parent(s)/guardian(s)	2.30%	3.60%
Off campus, with my spouse/partner/children	0.00%	0.00%
I am currently studying abroad.	0.00%	0.00%
Other (please specify)	0.00%	0.00%
<b>Total Respondents</b>	<b>348</b>	<b>389</b>

What is your current gender identity?



	 <b>TCU Total 2013</b>	 <b>TCU Total 2016</b>
Man	24.71%	27.25%
Woman	74.14%	72.24%
Transgender	0.29%	0.00%
Other (please specify)	0.00%	0.00%
I prefer to not respond to this question.	0.86%	0.51%
<b>Total Respondents</b>	<b>348</b>	<b>389</b>

With which category do you most identify?



	 <b>TCU Total 2013</b>	 <b>TCU Total 2016</b>
Asian/Pacific Islander	2.59%	5.14%
Black/African American	3.46%	4.11%
Latino(a)/Hispanic	8.93%	12.85%
Middle Eastern	0.58%	1.54%
Indigenous/Native American	0.58%	0.26%
White	79.54%	73.01%
Multiracial	2.88%	1.80%
Other (please specify)	0.00%	0.51%
I prefer to not respond to this question.	1.44%	0.77%
<b>Total Respondents</b>	<b>347</b>	<b>389</b>

**Orientation/New Student Programs Benchmark 2013-2016**  
**Texas Christian University**



Are you an international student (holding a SEVIS visa group: F1, F2, J1, J2, BE, BP, B1, B2, WB, WP)?

	 <b>TCU Total 2013</b>	 <b>TCU Total 2016</b>
Yes	2.02%	3.62%
No	97.98%	96.38%
Total Respondents	346	387

Do you identify as lesbian, gay, bisexual, or queer (i.e., an umbrella term to refer to all LGBTIQ people)?



	 <b>TCU Total 2013</b>	 <b>TCU Total 2016</b>
Yes	1.73%	3.37%
No	98.27%	96.63%
Total Respondents	347	386

Have you ever been enlisted in any branch of the US military (active duty, veteran, national guard, or reserves)?

	 <b>TCU Total 2013</b>	 <b>TCU Total 2016</b>
Yes	0.00%	0.00%
No	100.00%	100.00%
Total Respondents	346	388

**Orientation/New Student Programs Benchmark 2013-2016**  
**Texas Christian University**

How old are you?



	 <b>TCU Total 2013</b>	 <b>TCU Total 2016</b>
Younger than 18	0.86%	0.00%
Younger than 16	0.00%	0.00%
16	0.00%	0.00%
17	0.00%	2.33%
18	68.39%	81.61%
19	30.75%	15.03%
20	0.00%	0.78%
21	0.00%	0.00%
22	0.00%	0.26%
23	0.00%	0.00%
24	0.00%	0.00%
25	0.00%	0.00%
26	0.00%	0.00%
27	0.00%	0.00%
28	0.00%	0.00%
29	0.00%	0.00%
30	0.00%	0.00%
31	0.00%	0.00%
32	0.00%	0.00%
33	0.00%	0.00%
34	0.00%	0.00%
35	0.00%	0.00%
36	0.00%	0.00%
37	0.00%	0.00%
38	0.00%	0.00%
39	0.00%	0.00%
40	0.00%	0.00%
41	0.00%	0.00%
42	0.00%	0.00%
43	0.00%	0.00%
44	0.00%	0.00%
45	0.00%	0.00%
46	0.00%	0.00%
47	0.00%	0.00%
48	0.00%	0.00%
49	0.00%	0.00%
50	0.00%	0.00%
51	0.00%	0.00%
52	0.00%	0.00%
53	0.00%	0.00%
54	0.00%	0.00%
55	0.00%	0.00%
56	0.00%	0.00%
57	0.00%	0.00%

**Orientation/New Student Programs Benchmark 2013-2016**  
**Texas Christian University**



	58	0.00%	0.00%
	59	0.00%	0.00%
	60	0.00%	0.00%
	61	0.00%	0.00%
	62	0.00%	0.00%
	63	0.00%	0.00%
	64	0.00%	0.00%
65+		0.00%	0.00%
Total Respondents		348	386

**Orientation/New Student Programs Benchmark 2013-2016**  
**Texas Christian University**



How many hours do you typically spend studying each week?

	 <b>TCU Total 2013</b>	 <b>TCU Total 2016</b>
0 hours	0.29%	0.00%
1 - 5 hours	11.88%	7.49%
6 - 10 hours	27.83%	24.03%
11 - 15 hours	26.38%	26.61%
16 - 20 hours	17.39%	19.38%
21 - 25 hours	8.99%	12.66%
26 - 30 hours	3.48%	6.46%
More than 30 hours	3.77%	3.36%
Total Respondents	345	387



Is the number of hours that you indicated in the last question more or less than you expected?

	 <b>TCU Total 2013</b>	 <b>TCU Total 2016</b>
More hours than I expected	24.78%	30.49%
About what I expected	55.62%	50.90%
Fewer hours than what I expected	19.60%	18.60%
Total Respondents	347	387

How many hours (during the academic year) do you typically work for pay?



	 <b>TCU Total 2013</b>	 <b>TCU Total 2016</b>
I do not work for pay during the academic year.	67.72%	75.97%
1 - 10 hours per week	20.17%	16.54%
11 - 15 hours per week	7.20%	4.65%
16 - 20 hours per week	3.17%	1.55%
21 - 35 hours per week	1.73%	1.29%
36 - 40 hours per week	0.00%	0.00%
41+ hours per week	0.00%	0.00%
Total Respondents	347	387

Are you the first in your family to go to college (i.e., neither of your parents/guardians or siblings have attended any college)?



	 <b>TCU Total 2013</b>	 <b>TCU Total 2016</b>
Yes	7.23%	7.83%
No	92.77%	92.17%
Total Respondents	346	383

**Orientation/New Student Programs Benchmark 2013-2016**  
**Texas Christian University**



What is your expected GPA for this semester/quarter?

	 <b>TCU Total 2013</b>	 <b>TCU Total 2016</b>
3.5 - 4.0	44.09%	55.44%
3.0 - 3.4	43.80%	39.90%
2.5 - 2.9	10.37%	4.40%
2.0 - 2.4	1.73%	0.26%
Below 2.0	0.00%	0.00%
Total Respondents	347	386

If you could start over again, would you go to the same college/university you are now attending?

	 <b>TCU Total 2013</b>	 <b>TCU Total 2016</b>
Definitely would	51.73%	60.98%
Probably would	29.48%	29.72%
Probably would not	9.83%	3.88%
Definitely would not	1.45%	1.55%
Not sure	7.51%	3.88%
Total Respondents	346	387

How likely is it that you will be enrolled at this college/university next semester/quarter?

	 <b>TCU Total 2013</b>	 <b>TCU Total 2016</b>
Extremely likely	90.49%	88.37%
Somewhat likely	7.49%	7.75%
Somewhat unlikely	0.00%	1.55%
Extremely unlikely	1.15%	0.78%
Not sure	0.86%	1.55%
Not applicable/Graduating	0.00%	0.00%
Total Respondents	347	387