

Consortium: Student Conduct and Academic Integrity Survey 2012-2013



Description:

Date Created: 8/31/2012 3:58:40 PM




Date Range: 11/5/2012 12:00:00 AM - 11/28/2012 1:00:00 PM

Total Respondents: 1242




Q1. You have been randomly selected by TCU to participate in The Student Conduct and Academic Integrity Survey. The Student Affairs Office of Quality Enhancement is conducting this survey to evaluate students' awareness of student conduct policies, outcomes of participating in the educational discipline process, as well as perceptions of institutional rules, policies, and procedures. Results will be used to make informed decisions about services, programming, and policies. Upon completion of the survey, you will have the option to enter a drawing for a \$250 Visa gift card. The survey is voluntary and you must be 18 years old or older to participate. It will take approximately 10-15 minutes to complete, depending on your answers. While you may find some questions discomforting, know that you may skip those questions or choose to exit the survey at any time without repercussion. Please note that all of your responses will be kept completely confidential and all results gained from the analyses will be reported in aggregate only; at no point will anyone at TCU be able to connect your identity with your individual responses. By completing this survey you may experience direct benefits such as enhanced programming and service efforts. If you have questions or concerns about the project, please contact Dr. Angela D. Taylor (Student Affairs Office of Quality Enhancement) at a.d.taylor@tcu.edu or 817.257.6454, 226 Jarvis Hall. If you have any concerns regarding your rights as a study participant, you should contact Dr. David Cross, TCU Institutional Review Board, telephone 817.257.6416 or Dr. Janis Morey, Director, Sponsored Research, telephone 817.257.7516. Thank you in advance for your participation! By clicking on the link below you are indicating your voluntary agreement to participate in this survey.

Count	Percent		
1240	99.84%		Yes, I Agree
2	0.16%		Exit Survey
1242	Respondents		




Q2. Does TCU have any of the following? - Honor Code

Count	Percent		
887	78.57%		Yes
20	1.77%		No
222	19.66%		I do not know
1129	Respondents		




Q3. Does TCU have any of the following? - Code of Conduct

Count	Percent		
1043	92.88%		Yes
12	1.07%		No
68	6.06%		I do not know
1123	Respondents		

Q4. Does TCU have any of the following? - Policy for notifying parents/guardians of policy violations that involve alcohol

Count	Percent		
786	69.74%		Yes
56	4.97%		No
285	25.29%		I do not know
1127	Respondents		

Q5. Does TCU have any of the following? - Policy for notifying parents/guardians of policy violations that do not involve alcohol

Count	Percent		
550	49.15%		Yes
84	7.51%		No
485	43.34%		I do not know
1119	Respondents		

Q6. Does TCU have any of the following? - Conflict mediation process

Count	Percent		
765	67.88%		Yes
26	2.31%		No
336	29.81%		I do not know
1127	Respondents		

Q7. Does TCU have any of the following? - Peer student hearing/judiciary panel

Count	Percent		
803	71.44%		Yes
26	2.31%		No
295	26.25%		I do not know
1124	Respondents		

Q8. Does TCU have any of the following? - Minimum sanctions related to alcohol and/or drugs

Count	Percent		
802	71.23%		Yes
47	4.17%		No
277	24.60%		I do not know
1126	Respondents		

Q9. Does TCU have any of the following? - Policies related to electronically downloading/uploading copyrighted material

Count	Percent		
932	82.70%		Yes
17	1.51%		No
178	15.79%		I do not know
1127	Respondents		

Q10. Does TCU have any of the following? - Medical amnesty policy related to alcohol/drugs

Count	Percent		
786	69.93%		Yes
23	2.05%		No
315	28.02%		I do not know
1124	Respondents		

Q11. Please indicate your level of agreement with the following statements: - I am aware of the policies at TCU regarding possession and/or consumption of alcohol on-campus.

Count	Percent		
594	52.66%		Strongly agree
432	38.30%		Somewhat agree
47	4.17%		Neither agree nor disagree
37	3.28%		Somewhat disagree
9	0.80%		Strongly disagree
9	0.80%		NA/Does not apply
1128	Respondents		

Q12. Please indicate your level of agreement with the following statements: - The policies related to student conduct are appropriate for students attending this institution.

Count	Percent		
538	47.86%		Strongly agree
392	34.88%		Somewhat agree
117	10.41%		Neither agree nor disagree
57	5.07%		Somewhat disagree
16	1.42%		Strongly disagree
4	0.36%		NA/Does not apply
1124	Respondents		

Q13. Please indicate your level of agreement with the following statements: - I believe that the process for addressing issues of potential student misconduct at this institution is fair.

Count	Percent		
427	38.19%		Strongly agree
427	38.19%		Somewhat agree
170	15.21%		Neither agree nor disagree
63	5.64%		Somewhat disagree
19	1.70%		Strongly disagree
12	1.07%		NA/Does not apply
1118	Respondents		







Q14. Please indicate your level of agreement with the following statements: - I believe that the process for addressing issues of potential student misconduct at TCU serves an educational purpose.

Count	Percent		
437	39.12%		Strongly agree
429	38.41%		Somewhat agree
179	16.03%		Neither agree nor disagree
47	4.21%		Somewhat disagree
14	1.25%		Strongly disagree
11	0.98%		NA/Does not apply
1117	Respondents		




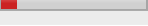


Q15. Please indicate your level of agreement with the following statements: - I believe that the process for addressing issues of potential student misconduct at this institution balances the needs of the community with the rights of the individual student.

Count	Percent		
396	35.42%		Strongly agree
418	37.39%		Somewhat agree
217	19.41%		Neither agree nor disagree
53	4.74%		Somewhat disagree
17	1.52%		Strongly disagree
17	1.52%		NA/Does not apply
1118	Respondents		

Q16. Please indicate your level of agreement with the following statements: - I understand the steps in the hearing/student conduct process.

Count	Percent		
222	19.84%		Strongly agree
240	21.45%		Somewhat agree
225	20.11%		Neither agree nor disagree
247	22.07%		Somewhat disagree
148	13.23%		Strongly disagree
37	3.31%		NA/Does not apply
1119	Respondents		

Q17. Please indicate your level of agreement with the following statements: - I believe that the enforcement of the Code of Conduct/Honor Code is consistent.

Count	Percent		
296	26.31%		Strongly agree
356	31.64%		Somewhat agree
259	23.02%		Neither agree nor disagree
124	11.02%		Somewhat disagree
54	4.80%		Strongly disagree
36	3.20%		NA/Does not apply
1125	Respondents		

Q18. Please indicate your response to the following questions: - I can identify where to find a copy of the Code of Conduct/Honor Code for TCU.

Count	Percent		
589	52.40%		Yes
535	47.60%		No
1124	Respondents		




Q19. Please indicate your response to the following questions: - I have read the Code of Conduct/Honor Code for TCU.

Count	Percent		
448	40.14%		Yes
668	59.86%		No
1116	Respondents		



Q20. Please indicate your response to the following questions: - I can list where to report a possible violation of the Code of Conduct/Honor Code.

Count	Percent		
322	28.78%		Yes
797	71.22%		No
1119	Respondents		



Q21. Have you ever been through your campus' judicial affairs process/student conduct hearing?

Count	Percent		
54	4.78%		Yes, once
3	0.27%		Yes, multiple times
1073	94.96%		No
1130	Respondents		

Q22. What was the nature of your most recent alleged violation?

Count	Percent		
4	7.41%		Academic misconduct (e.g., cheating, plagiarism)
50	92.59%		Non-academic misconduct (e.g., alcohol, visitation, vandalism)
54	Respondents		



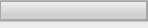

Q23. Were you found responsible for violating one or more policies of TCU?

Count	Percent		
32	59.26%		Yes
22	40.74%		No
54	Respondents		







Q24. Were you aware of the university policy prior to this incident?

Count	Percent		
48	87.27%		Yes
7	12.73%		No
55	Respondents		


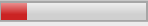




Q25. Thinking back to your choice to break a campus policy, how likely would you have been to violate the policy had you known about it prior to the incident?

Count	Percent		
4	66.67%		Very unlikely
0	0.00%		Somewhat unlikely
0	0.00%		Somewhat likely
2	33.33%		Very likely
6	Respondents		







Q26. Please indicate your level of agreement with the following statements: - The notification I received outlining my alleged violations was clear.

Count	Percent		
18	36.00%		Strongly agree
20	40.00%		Somewhat agree
6	12.00%		Neither agree nor disagree
2	4.00%		Somewhat disagree
2	4.00%		Strongly disagree
2	4.00%		NA/Does not apply
50	Respondents		







Q27. Please indicate your level of agreement with the following statements: - My actions in this incident were consistent with my personal values.

Count	Percent		
13	26.00%		Strongly agree
9	18.00%		Somewhat agree
10	20.00%		Neither agree nor disagree
4	8.00%		Somewhat disagree
9	18.00%		Strongly disagree
5	10.00%		NA/Does not apply
50	Respondents		





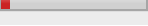

Q28. Please indicate your level of agreement with the following statements: During the hearing/judicial process . . . - I was treated fairly.

Count	Percent		
17	34.00%		Strongly agree
9	18.00%		Somewhat agree
8	16.00%		Neither agree nor disagree
8	16.00%		Somewhat disagree
5	10.00%		Strongly disagree
3	6.00%		NA/Does not apply
50	Respondents		




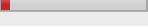


Q29. Please indicate your level of agreement with the following statements: During the hearing/judicial process . . . - I was treated with respect.

Count	Percent		
17	34.00%		Strongly agree
10	20.00%		Somewhat agree
12	24.00%		Neither agree nor disagree
5	10.00%		Somewhat disagree
3	6.00%		Strongly disagree
3	6.00%		NA/Does not apply
50	Respondents		

Q30. Please indicate your level of agreement with the following statements: During the hearing/judicial process . . . - All of my questions were answered.

Count	Percent		
20	40.00%		Strongly agree
11	22.00%		Somewhat agree
3	6.00%		Neither agree nor disagree
10	20.00%		Somewhat disagree
3	6.00%		Strongly disagree
3	6.00%		NA/Does not apply
50	Respondents		

Q31. Please indicate your level of agreement with the following statements: - Whether I agreed or not, I understand the rationale for the decision made concerning the alleged violations.

Count	Percent		
23	46.00%		Strongly agree
16	32.00%		Somewhat agree
3	6.00%		Neither agree nor disagree
3	6.00%		Somewhat disagree
3	6.00%		Strongly disagree
2	4.00%		NA/Does not apply
50	Respondents		

Q32. Please indicate your level of agreement with the following statements: - I believe that the sanctions that I was assigned were educational in nature.

Count	Percent		
10	20.00%		Strongly agree
15	30.00%		Somewhat agree
2	4.00%		Neither agree nor disagree
6	12.00%		Somewhat disagree
12	24.00%		Strongly disagree
5	10.00%		NA/Does not apply
50	Respondents		

Q33. Please indicate your level of agreement with the following statements: - After my hearing, I better understand the policy(s) I was accused of violating.

Count	Percent		
14	28.00%		Strongly agree
19	38.00%		Somewhat agree
3	6.00%		Neither agree nor disagree
1	2.00%		Somewhat disagree
9	18.00%		Strongly disagree
4	8.00%		NA/Does not apply
50	Respondents		

Q34. Please indicate your level of agreement with the following statements: - My Hearing Officer explained my rights.

Count	Percent		
20	40.00%		Strongly agree
11	22.00%		Somewhat agree
4	8.00%		Neither agree nor disagree
4	8.00%		Somewhat disagree
7	14.00%		Strongly disagree
4	8.00%		NA/Does not apply
50	Respondents		

Q35. Please indicate your level of agreement with the following statements: - My Hearing Officer explained my resolution options.

Count	Percent		
23	46.00%		Strongly agree
12	24.00%		Somewhat agree
4	8.00%		Neither agree nor disagree
3	6.00%		Somewhat disagree
5	10.00%		Strongly disagree
3	6.00%		NA/Does not apply
50	Respondents		

Q36. Please indicate your level of agreement with the following statements: - My Hearing Officer allowed me to tell my side of the incident.

Count	Percent		
27	55.10%		Strongly agree
10	20.41%		Somewhat agree
5	10.20%		Neither agree nor disagree
2	4.08%		Somewhat disagree
3	6.12%		Strongly disagree
2	4.08%		NA/Does not apply
49	Respondents		

Q37. Please indicate your level of agreement with the following statements: - My Hearing Officer explained why the rule I was accused of breaking is important.

Count	Percent		
22	44.90%		Strongly agree
5	10.20%		Somewhat agree
10	20.41%		Neither agree nor disagree
3	6.12%		Somewhat disagree
5	10.20%		Strongly disagree
4	8.16%		NA/Does not apply
49	Respondents		

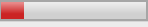





Q38. Please indicate your level of agreement with the following statements: - My Hearing Officer explained my sanction(s) to me.

Count	Percent		
21	43.75%		Strongly agree
10	20.83%		Somewhat agree
5	10.42%		Neither agree nor disagree
4	8.33%		Somewhat disagree
5	10.42%		Strongly disagree
3	6.25%		NA/Does not apply
48	Respondents		







Q39. Please indicate your level of agreement with the following statements: - My Hearing Officer explained the educational outcomes expected from my assigned sanction(s).

Count	Percent		
15	30.61%		Strongly agree
6	12.24%		Somewhat agree
9	18.37%		Neither agree nor disagree
4	8.16%		Somewhat disagree
12	24.49%		Strongly disagree
3	6.12%		NA/Does not apply
49	Respondents		

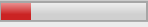





Q40. Please indicate your level of agreement with the following statements: My experience with the hearing/judicial process . . . - Helped me understand how my choices and actions relate to my values, beliefs, and/or goals

Count	Percent		
8	16.00%		Strongly agree
11	22.00%		Somewhat agree
8	16.00%		Neither agree nor disagree
9	18.00%		Somewhat disagree
10	20.00%		Strongly disagree
4	8.00%		NA/Does not apply
50	Respondents		







Q41. Please indicate your level of agreement with the following statements: My experience with the hearing/judicial process . . . - Helped me identify, possible alternatives for dealing with similar situations in the future

Count	Percent		
15	30.00%		Strongly agree
10	20.00%		Somewhat agree
8	16.00%		Neither agree nor disagree
7	14.00%		Somewhat disagree
7	14.00%		Strongly disagree
3	6.00%		NA/Does not apply
50	Respondents		

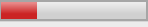





Q42. Please indicate your level of agreement with the following statements: My experience with the hearing/judicial process . . . - Helped me recognize my responsibilities as a member of the campus community

Count	Percent		
10	20.41%		Strongly agree
10	20.41%		Somewhat agree
12	24.49%		Neither agree nor disagree
3	6.12%		Somewhat disagree
9	18.37%		Strongly disagree
5	10.20%		NA/Does not apply
49	Respondents		







Q43. Please indicate your level of agreement with the following statements: My experience with the hearing/judicial process . . . - Helped me recognize my rights as a member of the campus community

Count	Percent		
10	20.41%		Strongly agree
13	26.53%		Somewhat agree
9	18.37%		Neither agree nor disagree
7	14.29%		Somewhat disagree
5	10.20%		Strongly disagree
5	10.20%		NA/Does not apply
49	Respondents		

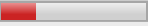





Q44. Please indicate your level of agreement with the following statements: My experience with the hearing/judicial process . . . - Helped me to take responsibility for my choices and actions

Count	Percent		
12	25.00%		Strongly agree
8	16.67%		Somewhat agree
9	18.75%		Neither agree nor disagree
7	14.58%		Somewhat disagree
7	14.58%		Strongly disagree
5	10.42%		NA/Does not apply
48	Respondents		







Q45. Please indicate your level of agreement with the following statements: My experience with the hearing/judicial process . . . - Helped me identify and connect to other campus and community resources

Count	Percent		
12	24.49%		Strongly agree
11	22.45%		Somewhat agree
10	20.41%		Neither agree nor disagree
4	8.16%		Somewhat disagree
8	16.33%		Strongly disagree
4	8.16%		NA/Does not apply
49	Respondents		

Q46. Please indicate your level of agreement with the following statements: My experience with the hearing/judicial process . . . - Helped me understand why the university is concerned about student behavior that violates its policies

Count	Percent		
12	24.00%		Strongly agree
11	22.00%		Somewhat agree
12	24.00%		Neither agree nor disagree
6	12.00%		Somewhat disagree
5	10.00%		Strongly disagree
4	8.00%		NA/Does not apply
50	Respondents		

Q47. Please indicate your level of agreement with the following statements: My experience with the hearing/judicial process . . . - Increased my understanding of other peoples' perspectives

Count	Percent		
14	28.57%		Strongly agree
9	18.37%		Somewhat agree
9	18.37%		Neither agree nor disagree
4	8.16%		Somewhat disagree
10	20.41%		Strongly disagree
3	6.12%		NA/Does not apply
49	Respondents		

Q48. Please indicate your level of agreement with the following statements: My experience with the hearing/judicial process . . . - Increased my awareness of what further misconduct might mean to my college career

Count	Percent		
24	48.00%		Strongly agree
11	22.00%		Somewhat agree
4	8.00%		Neither agree nor disagree
4	8.00%		Somewhat disagree
3	6.00%		Strongly disagree
4	8.00%		NA/Does not apply
50	Respondents		

Q49. Please indicate your level of agreement with the following statements: My experience with the hearing/judicial process . . . - Increased my awareness of how my actions impact the University community

Count	Percent		
9	18.37%		Strongly agree
13	26.53%		Somewhat agree
5	10.20%		Neither agree nor disagree
8	16.33%		Somewhat disagree
10	20.41%		Strongly disagree
4	8.16%		NA/Does not apply
49	Respondents		

Q50. How many weeks passed between your receiving notification of an alleged violation and your being found responsible or not?

Count	Percent		
19	39.58%		Less than one week
18	37.50%		Within three weeks
4	8.33%		Four to six weeks
7	14.58%		More than six weeks
48	Respondents		

Q51. Have you ever been informed about the academic integrity or cheating policies at this institution?

Count	Percent		
972	87.02%		Yes
83	7.43%		No
62	5.55%		I don't remember
1117	Respondents		

Q52. Where did you learn about these policies? Please select all that apply.

Count	Respondent %	Response %		
286	29.42%	10.21%		In the undergraduate catalogue
631	64.92%	22.53%		During orientation
46	4.73%	1.64%		During a workshop on academic integrity
752	77.37%	26.85%		In my courses
514	52.88%	18.35%		From a faculty member
92	9.47%	3.28%		From an academic advisor
117	12.04%	4.18%		From a staff member
152	15.64%	5.43%		From a friend/fellow student
141	14.51%	5.03%		On a web page
35	3.60%	1.25%		From a media source (e.g., newspaper, television)
35	3.60%	1.25%		Other
972	Respondents			
2801	Responses			

Q53. How much did you learn about the policies from the following sources? - In the undergraduate catalogue

Count	Percent		
86	30.60%		A lot
134	47.69%		Some
57	20.28%		Little
4	1.42%		Nothing
281	Respondents		

Q54. How much did you learn about the policies from the following sources? - During orientation

Count	Percent		
260	41.94%		A lot
265	42.74%		Some
94	15.16%		Little
1	0.16%		Nothing
620	Respondents		

Q55. How much did you learn about the policies from the following sources? - During a workshop on academic integrity

Count	Percent		
21	46.67%		A lot
19	42.22%		Some
4	8.89%		Little
1	2.22%		Nothing
45	Respondents		

Q56. How much did you learn about the policies from the following sources? - In my courses

Count	Percent		
354	47.84%		A lot
308	41.62%		Some
76	10.27%		Little
2	0.27%		Nothing
740	Respondents		

Q57. How much did you learn about the policies from the following sources? - From a faculty member

Count	Percent		
198	38.98%		A lot
244	48.03%		Some
64	12.60%		Little
2	0.39%		Nothing
508	Respondents		

Q58. How much did you learn about the policies from the following sources? - From an academic advisor

Count	Percent		
21	23.33%		A lot
41	45.56%		Some
24	26.67%		Little
4	4.44%		Nothing
90	Respondents		

Q59. How much did you learn about the policies from the following sources? - From a staff member

Count	Percent		
32	28.32%		A lot
56	49.56%		Some
24	21.24%		Little
1	0.88%		Nothing
113	Respondents		

Q60. How much did you learn about the policies from the following sources? - From a friend/fellow student

Count	Percent		
29	19.21%		A lot
69	45.70%		Some
50	33.11%		Little
3	1.99%		Nothing
151	Respondents		

Q61. How much did you learn about the policies from the following sources? - On a web page

Count	Percent		
45	32.85%		A lot
52	37.96%		Some
37	27.01%		Little
3	2.19%		Nothing
137	Respondents		

Q62. How much did you learn about the policies from the following sources? - From a media source (e.g., newspaper, television)

Count	Percent		
5	14.71%		A lot
16	47.06%		Some
11	32.35%		Little
2	5.88%		Nothing
34	Respondents		

Q63. How much did you learn about the policies from the following sources? - Other

Count	Percent		
13	39.39%		A lot
9	27.27%		Some
10	30.30%		Little
1	3.03%		Nothing
33	Respondents		




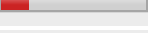

Q64. Please indicate your level of agreement with the following statements: - Cheating is a serious problem at TCU.

Count	Percent		
107	9.74%		Strongly agree
195	17.74%		Somewhat agree
368	33.48%		Neither agree nor disagree
299	27.21%		Somewhat disagree
130	11.83%		Strongly disagree
1099	Respondents		

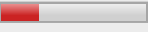


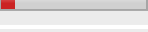
Q65. Please indicate your level of agreement with the following statements: - The investigation of suspected incidents of cheating is fair and impartial at TCU.

Count	Percent		
182	16.71%		Strongly agree
338	31.04%		Somewhat agree
483	44.35%		Neither agree nor disagree
61	5.60%		Somewhat disagree
25	2.30%		Strongly disagree
1089	Respondents		

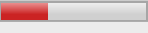
Q66. Please indicate your level of agreement with the following statements: - Students should be held responsible for monitoring the academic integrity of other students.

Count	Percent		
249	22.74%		Strongly agree
319	29.13%		Somewhat agree
189	17.26%		Neither agree nor disagree
213	19.45%		Somewhat disagree
125	11.42%		Strongly disagree
1095	Respondents		

Q67. Please indicate your level of agreement with the following statements: - Faculty members are vigilant in discovering and reporting suspected cases of academic dishonesty.

Count	Percent		
285	26.08%		Strongly agree
373	34.13%		Somewhat agree
312	28.55%		Neither agree nor disagree
104	9.52%		Somewhat disagree
19	1.74%		Strongly disagree
1093	Respondents		

Q68. Please indicate your level of agreement with the following statements: - Faculty members change exams and assignments on a regular basis.

Count	Percent		
354	32.54%		Strongly agree
385	35.39%		Somewhat agree
224	20.59%		Neither agree nor disagree
95	8.73%		Somewhat disagree
30	2.76%		Strongly disagree
1088	Respondents		

Q69. How often in the past academic year has a faculty or staff member at this institution discussed the following with you: - Plagiarism

Count	Percent		
210	19.14%		More than 5 times
191	17.41%		4 - 5 times
354	32.27%		2 - 3 times
208	18.96%		1 time
134	12.22%		Never
1097	Respondents		



Q70. How often in the past academic year has a faculty or staff member at this institution discussed the following with you: - Guidelines on group work or collaboration

Count	Percent		
203	18.66%		More than 5 times
223	20.50%		4 - 5 times
370	34.01%		2 - 3 times
173	15.90%		1 time
119	10.94%		Never
1088	Respondents		

Q71. How often in the past academic year has a faculty or staff member at this institution discussed the following with you: - Proper citation/referencing of written sources

Count	Percent		
286	26.17%		More than 5 times
235	21.50%		4 - 5 times
319	29.19%		2 - 3 times
133	12.17%		1 time
120	10.98%		Never
1093	Respondents		

Q72. How often in the past academic year has a faculty or staff member at this institution discussed the following with you: - Proper citation/referencing of Internet sources

Count	Percent		
275	25.44%		More than 5 times
214	19.80%		4 - 5 times
323	29.88%		2 - 3 times
138	12.77%		1 time
131	12.12%		Never
1081	Respondents		

Q73. How often in the past academic year has a faculty or staff member at this institution discussed the following with you: - Falsifying/fabricating course lab data

Count	Percent		
91	8.30%		More than 5 times
90	8.20%		4 - 5 times
164	14.95%		2 - 3 times
163	14.86%		1 time
589	53.69%		Never
1097	Respondents		

Q74. How often in the past academic year has a faculty or staff member at this institution discussed the following with you: - Falsifying/fabricating research data

Count	Percent		
115	10.54%		More than 5 times
103	9.44%		4 - 5 times
189	17.32%		2 - 3 times
188	17.23%		1 time
496	45.46%		Never
1091	Respondents		

Q75. How frequently do you think the following occur at this institution? - Plagiarism on written assignments.

Count	Percent		
41	3.74%		Always
251	22.92%		Often
501	45.75%		Occasionally
283	25.84%		Rarely
19	1.74%		Never
1095	Respondents		

Q76. How frequently do you think the following occur at this institution? - Inappropriately sharing work in group assignments.

Count	Percent		
132	12.11%		Always
475	43.58%		Often
351	32.20%		Occasionally
116	10.64%		Rarely
16	1.47%		Never
1090	Respondents		

Q77. How frequently do you think the following occur at this institution? - Cheating during tests or examinations.

Count	Percent		
53	4.88%		Always
225	20.70%		Often
425	39.10%		Occasionally
334	30.73%		Rarely
50	4.60%		Never
1087	Respondents		

Q78. How likely are you to do the following in the future? - Cheat on an exam or assignment.

Count	Percent		
8	0.73%		Very likely
41	3.73%		Somewhat likely
107	9.74%		Somewhat unlikely
943	85.81%		Very unlikely
1099	Respondents		

Q79. How likely are you to do the following in the future? - Inappropriately sharing work in group assignments.

Count	Percent		
25	2.28%		Very likely
121	11.02%		Somewhat likely
375	34.15%		Somewhat unlikely
577	52.55%		Very unlikely
1098	Respondents		

Q80. How likely are you to do the following in the future? - Plagiarize on a paper

Count	Percent		
9	0.82%		Very likely
14	1.27%		Somewhat likely
60	5.45%		Somewhat unlikely
1017	92.45%		Very unlikely
1100	Respondents		

Q81. Why might you cheat or plagiarize? Please select all that apply.

Count	Respondent %	Response %		
24	45.28%	9.68%		It is easy to cheat.
26	49.06%	10.48%		I do not think I will get caught.
14	26.42%	5.65%		Everyone cheats.
13	24.53%	5.24%		What some consider cheating, I do not consider cheating.
39	73.58%	15.73%		I want to get a good grade in the course.
32	60.38%	12.90%		I want to maintain my current GPA.
6	11.32%	2.42%		I am pressured by a friend that needs help.
24	45.28%	9.68%		I am pressured by my family to get good grades.
15	28.30%	6.05%		I am pressured by my peers to get good grades.
19	35.85%	7.66%		I am under time constraints.
18	33.96%	7.26%		I am not good at taking exams.
14	26.42%	5.65%		A personal issue/crisis might compel me to cheat.
4	7.55%	1.61%		Other
53	Respondents			
248	Responses			

Q82. Have you ever done any of the following? - Plagiarized on written assignments.

Count	Percent		
44	4.01%		Yes
1053	95.99%		No
1097	Respondents		

Q83. Have you ever done any of the following? - Inappropriately shared work in group assignments.

Count	Percent		
349	31.84%		Yes
747	68.16%		No
1096	Respondents		

Q84. Have you ever done any of the following? - Cheated during tests or examinations.

Count	Percent		
119	10.85%		Yes
978	89.15%		No
1097	Respondents		

Q85. Why did you cheat, plagiarized or inappropriately shared work in a group? Please select all that apply.

Count	Respondent %	Response %		
110	27.43%	9.78%		It was easy to cheat.
89	22.19%	7.91%		I did not think I will get caught.
64	15.96%	5.69%		Everyone cheats.
98	24.44%	8.71%		What some consider cheating, I do not consider cheating.
189	47.13%	16.80%		I wanted to get a good grade in the course.
55	13.72%	4.89%		I needed good grades for graduate school.
115	28.68%	10.22%		I was pressured from a friend that needed help.
67	16.71%	5.96%		I was pressured from my family to get good grades.
39	9.73%	3.47%		I was pressured from my peers to get good grades.
149	37.16%	13.24%		I was under time constraints.
52	12.97%	4.62%		I am not good a taking exams.
35	8.73%	3.11%		A personal issue/crisis compelled me to cheat.
63	15.71%	5.60%		Other
401	Respondents			
1125	Responses			

Q86. How often have you seen another student cheat during a test or examination at this institution?

Count	Percent		
97	8.87%		More than 5 times
87	7.96%		4 - 5 times
287	26.26%		2 - 3 times
157	14.36%		1 time
465	42.54%		Never
1093	Respondents		







Q87. Do you know how to report cheating?

Count	Percent		
433	39.69%		Yes
658	60.31%		No
1091	Respondents		

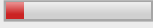



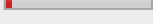






Q88. Have you ever reported another student for cheating?

Count	Percent		
40	3.66%		Yes
520	47.53%		No. I have not been aware of cheating.
534	48.81%		No, but I am aware of cheating.
1094	Respondents		







Q89. Why did you report the cheating? Please select all that apply.

Count	Respondent %	Response %		
16	40.00%	15.09%		I abided by my college's honor code.
35	87.50%	33.02%		It was the right/honest/ethical thing to do.
24	60.00%	22.64%		I thought my professor needed to know.
19	47.50%	17.92%		I did not want a student gaining an unfair advantage over me.
9	22.50%	8.49%		I did not want the student to affect the curve in the course.
3	7.50%	2.83%		Other
40	Respondents			
106	Responses			





Q90. Why did you not report the cheating? Please select all that apply.

Count	Respondent %	Response %		
202	38.26%	12.83%		It is the responsibility of the professor to notice cheating, not mine.
269	50.95%	17.09%		It was none of my business.
18	3.41%	1.14%		Cheating does not hurt anyone.
195	36.93%	12.39%		I did not want to be labeled a snitch.
68	12.88%	4.32%		I did not want to lose a friend.
171	32.39%	10.86%		I did not want to make an enemy.
232	43.94%	14.74%		I did not want to be responsible for the student's punishment.
80	15.15%	5.08%		I don't care that others cheat.
141	26.70%	8.96%		Nothing would be done. It is too hard to prove that someone cheated.
147	27.84%	9.34%		I did not know how.
51	9.66%	3.24%		Other
528	Respondents			
1574	Responses			









Q91. Where did the cheating occur? Check all that apply.

Count	Respondent %	Response %		
487	85.59%	49.64%		In-class exam
89	15.64%	9.07%		Take-home exam
64	11.25%	6.52%		Lab report
233	40.95%	23.75%		Homework
73	12.83%	7.44%		Course paper
35	6.15%	3.57%		Other
569	Respondents			
981	Responses			

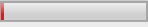


Q92. How likely are you to report cheating in the future if you are aware of it?

Count	Percent		
248	22.82%		Very unlikely
377	34.68%		Somewhat unlikely
358	32.93%		Somewhat likely
104	9.57%		Very likely
1087	Respondents		

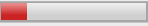




Q93. With whom would you likely consult if you had a question about cheating or plagiarism?

Count	Percent		
76	7.01%		Campus administrator (e.g., academic advisor, judicial office)
741	68.36%		Faculty member (e.g., course instructor, teaching assistant, professor)
23	2.12%		University publication
24	2.21%		Library website
72	6.64%		Course syllabus
21	1.94%		Family member
106	9.78%		Friend
21	1.94%		Other
1084	Respondents		

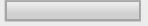












Q94. Have you ever been caught cheating?

Count	Percent		
22	2.02%		Yes
433	39.72%		No
635	58.26%		I have never cheated.
1090	Respondents		

Q95. What were the consequences of cheating? Check all that apply.

Count	Percent		
4	18.18%		Warning
1	4.55%		Lower grade
16	72.73%		Failed test/assignment
1	4.55%		Failed course
0	0.00%		Other
22	Respondents		

Q96. Are there circumstances when cheating is acceptable?

Count	Percent																						
90	8.30%		Yes (when?)																				
<table border="1"> <thead> <tr> <th>Count</th> <th>Percent</th> <th></th> <th></th> </tr> </thead> <tbody> <tr> <td>1</td> <td>1.11%</td> <td></td> <td>All the time.</td> </tr> <tr> <td>1</td> <td>1.11%</td> <td></td> <td>As far as inappropriately sharing work in a group, sometimes certain group members do not contribute at all to the work that needs to be done so someone else often has to pick up the slack. It might be "inappropriate," but it has to be done in order for the project to be completed.</td> </tr> <tr> <td>1</td> <td>1.11%</td> <td></td> <td>As long as it does not harm a person it seems fine</td> </tr> <tr> <td>1</td> <td>1.11%</td> <td></td> <td>Being resourceful and seeking the help of others for an assignment outside of the classroom seems very logical to me. I think with how many resources are at our disposal, it's not</td> </tr> </tbody> </table>				Count	Percent			1	1.11%		All the time.	1	1.11%		As far as inappropriately sharing work in a group, sometimes certain group members do not contribute at all to the work that needs to be done so someone else often has to pick up the slack. It might be "inappropriate," but it has to be done in order for the project to be completed.	1	1.11%		As long as it does not harm a person it seems fine	1	1.11%		Being resourceful and seeking the help of others for an assignment outside of the classroom seems very logical to me. I think with how many resources are at our disposal, it's not
Count	Percent																						
1	1.11%		All the time.																				
1	1.11%		As far as inappropriately sharing work in a group, sometimes certain group members do not contribute at all to the work that needs to be done so someone else often has to pick up the slack. It might be "inappropriate," but it has to be done in order for the project to be completed.																				
1	1.11%		As long as it does not harm a person it seems fine																				
1	1.11%		Being resourceful and seeking the help of others for an assignment outside of the classroom seems very logical to me. I think with how many resources are at our disposal, it's not																				

realistic to be forced not to be able to use those resources. In the real world, we will be expected to complete assignments on our own time and we won't be accused of "cheating" if we seek ideas from the internet. I once had a professor that said "google everything". What's the difference between seeking help from strangers on internet discussions and forums and seeking help from fellow students?

- | | | | |
|---|-------|--------------------------|---|
| 1 | 1.11% | <input type="checkbox"/> | Cheating is relative. Our entire economic power structure cheats the majority of the world out of basic rights and puts them in substandard living conditions. TCU is just another cog in the machine of oppression and illegitimate claims to rights of privilege. I don't see anything ethically wrong with usurping that false sense of privilege it has through one of the few means we have as students. |
| 1 | 1.11% | <input type="checkbox"/> | Cheating is too vague of a word. It encompasses a lot of things, some I consider cheating others I don't. |
| 1 | 1.11% | <input type="checkbox"/> | Circumstances and on assignments, never tests. |
| 1 | 1.11% | <input type="checkbox"/> | emergencies |
| 1 | 1.11% | <input type="checkbox"/> | Extremely high stress/pressure situations when no other alternative is feasible. |
| 1 | 1.11% | <input type="checkbox"/> | Group assignments/take home anything is way easier to divide and conquer. |
| 1 | 1.11% | <input type="checkbox"/> | Group work |
| 1 | 1.11% | <input type="checkbox"/> | Homework is irrelevant to most grades, makes up only a small portion. I don't think this matters. |
| 1 | 1.11% | <input type="checkbox"/> | I cannot say for certain, because all circumstances are different, also the level of or definition of cheating my vary significantly within a specific context or situation. |
| 1 | 1.11% | <input type="checkbox"/> | I do not believe sharing work in a group project is cheating, it is collaborating for the greater good of the group grade |
| 1 | 1.11% | <input type="checkbox"/> | I don't believe there are any circumstances where cheating is acceptable, however, I do believe that "cheating" has become so subjective that it is difficult for the student to determine if they are "cheating" or not. Administrators, instructors and those in decision making positions have broadened the definition of cheating to such lengths that the student may or may not be aware they are "cheating" until after the act has been completed. I also believe there is so much information available that it is impossible to hold the instructors and administrators accountable to keep track of the many ways and means that a student may be caught "cheating" or plagiarising some source. I suppose the closest I've seen to effective monitoring of this situation is the resource of "Turnitin.com". Additionally, I am under the impression that if it ever becomes necessary for a student to cheat, (especially one who has never done so before), that someone should be asking a lot of questions before passing judgement. |
| 1 | 1.11% | <input type="checkbox"/> | I don't really see a problem when it comes to copying someone's answers on a homework assignment. If the person doesn't have a problem with it, or if you don't know the answer to a few questions and they help you out, I don't think that's unacceptable |
| 1 | 1.11% | <input type="checkbox"/> | I don't think it is possible to cheat on a take home test. If they give it to you as take home I figure they know you will use sources other then what you remember. |
| 1 | 1.11% | <input type="checkbox"/> | I don't think it's acceptable per say...but I feel that cheating in group projects or unfair sharing of work is not clearly defined or outlined. Sometimes the entire group will be penalized if someone doesn't do their work so other group members will do their work for them. Is this cheating? Yes, I think so but how could you regulate that? |
| 1 | 1.11% | <input type="checkbox"/> | I feel like if there is a big situation that has caused a student who is usually a really good student to not have time to study then I'm going to look the other way as a student. For example, if I know that my classmate or friend has an extenuating family circumstance - so things are really bad at home and they are trying to take care of that. They have an exam the next day or an assignment due and they know that if they don't do well, then they're going to lose their scholarship. I'm going to look the other way as their peer, as a student, and as a friend. |
| 1 | 1.11% | <input type="checkbox"/> | I think it depends on the definition of cheating. I've occasionally looked at a friend's answer for a problem on homework that I didn't understand to help clarify my confusion. I think this is ok, especially on homework that is only worth 1% of the total grade. I have also done this when starting a paper but have never actually plagiarized a paper before. I think this past two situations are ok but it is not ok to cheat on in-class or take home tests. |
| 1 | 1.11% | <input type="checkbox"/> | I think it's okay to collaborate on an assignment with classmates |
| 1 | 1.11% | <input type="checkbox"/> | I think sharing group work when the teacher has not specified that it would be inappropriate is acceptable, but then again, I do not believe it is actually cheating. |
| 1 | 1.11% | <input type="checkbox"/> | I think there are grey areas between when you are actually helping a friend finish their work because they are confused and if it's collaboration. Because sometimes they have to see it done or see how to do it before they know how and that is technically considered cheating. I think it is okay to cheat when helping with an assignment for a homework grade and projects but not doing it completely for them. |

1	1.11%	<input type="checkbox"/>	I think there are times when groups have been assigned to work on a project and told not to collaborate, but I think it is unfair to say that we can't talk or discuss are projects, as long as we are not copying another group. Also, I think sometimes the rules are a bit nebulous when it comes to writing lab reports when you are working in a lab group. I.e. I think it's fine to divide up the work (like one person make a table with data and you share it) as long as the part that requires individual work, like writing an introduction, is done separately.
1	1.11%	<input type="checkbox"/>	I'm not saying this happens, but if the teacher has a bias against a student where extremely scrutinized grading is concerned, then a students only option to keep their head above water because they are being unfairly prosecuted, then they should cheat.
1	1.11%	<input type="checkbox"/>	I'm sure there's a circumstance when someone's been through a lot and need to worry less about a test and so cheats.
1	1.11%	<input type="checkbox"/>	I've been tempted to cheat when the professor doesn't do their job by teaching the material and then the test questions are not from the review or from anything they talked about. Also, when the teacher doesn't care about how the class does then neither will the students. When they allow athletes to sleep in class, not take notes and then let them cheat just because they are on the football team? That makes me want to never come to class and cheat on the exams.
1	1.11%	<input type="checkbox"/>	If a teacher gives students a few minutes to use a book in class or something
1	1.11%	<input type="checkbox"/>	If in some way it's actually helping you learn. I know that sounds counterintuitive but for example, I am more able to learn math if I have a lot of worked examples I can look at rather than struggling through problem sets for hours on end.
1	1.11%	<input type="checkbox"/>	If it's a take home exam, teachers should assume there might be some open collaboration.
1	1.11%	<input type="checkbox"/>	If it's busy work that you don't feel will actually deepen your level of understanding.
1	1.11%	<input type="checkbox"/>	If it's the difference between graduating and not graduating.
1	1.11%	<input type="checkbox"/>	If someone held a gun to my head and said cheat now or I'm going to beat you to death with this unloaded gun.
1	1.11%	<input type="checkbox"/>	If someone needs to pass a class , I feel each person has a choice and honestly it doesn't reflect on a persons character. It's adapting to the stressfully environment. Collaboration in the real world is how things get done, and get done correctly.i don't see true harm in a persons decisions regarding this.
1	1.11%	<input type="checkbox"/>	if something is very hard and you need help some people may consider it cheating
1	1.11%	<input type="checkbox"/>	If the professor does not give guidelines, especially to group work, there is no way to know what is cheating and what isn't.
1	1.11%	<input type="checkbox"/>	If the teacher allows you an open-book assignment.
1	1.11%	<input type="checkbox"/>	If you and your lab partner had the same data, and he lost it for some reason, he should be entitled to getting a copy of it. This however, does not mean he is entitled to the formulas and calculations of the other student. His punishment for not keeping up with his things is he has to re-do this assignment given the basic information to do so. If he didn't, it wouldn't be fair to others in the class, his lab partner especially, and his overall performance in the class. I'm a Math major. I do not believe cheating on one question, worth maybe 3 points, is worth the roughly \$200k my parents will spend on me over the course of my college career here. But cheating here happens in every major and school, except I have not seen it in Math yet.
1	1.11%	<input type="checkbox"/>	If you are a football player
1	1.11%	<input type="checkbox"/>	If you are in a group project and a group member is assigned a part of the project but does not do the assignmnet. Then you can do the work for that person so the group and your own grades do not suffer. That group member needs to be reported though.
1	1.11%	<input type="checkbox"/>	If you consider sharing a "homework" assignment cheating then yes. Everyone is very busy, and as long as you don't do it too often as an individual, it is acceptable, provided that you learn the material.
1	1.11%	<input type="checkbox"/>	Is it considered cheating when you attempt to memorize an acronym or groups of words immediately before a test, then write them down as soon as the test is handed out?
1	1.11%	<input type="checkbox"/>	No, there are not! I have never cheated, even when I was struggling and had a secret desire to. I have never seen anyone cheat directly, but I have heard people talk about cheating on exams in class. If I had seen someone cheating I would have told the professor.
1	1.11%	<input type="checkbox"/>	Not if it involves school work done at TCU. But in the real world, some of the most successful people have cheated. Cheating happens very often, however, sometimes it can be self justified.
1	1.11%	<input type="checkbox"/>	Not in exams but it can be very helpful to have previous years projects to look off of as guidelines. I know in the business school there are lots of group projects with little direction and it can be helpful to have the projects from students who have previously taken the course to serve as a guideline.
1	1.11%	<input type="checkbox"/>	Not that I think that is acceptable under any circumstances but it is possible to accidentally

			plagiarize by forgetting to add quotations or citing sources.
1	1.11%	<input type="text"/>	People with learning disabilities might need a few memory cues.
1	1.11%	<input type="text"/>	Perhaps if the teacher and the exam are entirely unfair and harsh, meant to cause failure for all students.
1	1.11%	<input type="text"/>	Personal crisis
1	1.11%	<input type="text"/>	Professors allow collaboration on assignments as long as individual assignments are turned in.
1	1.11%	<input type="text"/>	Schools have taken such a broad definition of cheating now that it is hard to understand when you are cheating and when you are only collaborating with peers. When a student is cheating by schools standards but has the INTENTIONS of simply collaborating or gathering information, then cheating is acceptable. It is more about intent behind the action rather than the action itself.
1	1.11%	<input type="text"/>	Some people consider sharing group work "cheating" but I think it's the best way to compare data and see other people's point of view.
1	1.11%	<input type="text"/>	Something family related or an illness occurs, and professor shows no mercy (which most professors understand so this doesn't apply too often I don't think here)
1	1.11%	<input type="text"/>	sports
1	1.11%	<input type="text"/>	Take home tests, assignments. I do not consider this cheating because I will do what it takes to get the best grade possible. If you let me take it home, I'll use all resources available, including other people.
1	1.11%	<input type="text"/>	Terms of assignment are unfair
1	1.11%	<input type="text"/>	There are circumstances that might involve family, and problems that didn't allow a student to prepare as well, so his friend might help him right his paper.
1	1.11%	<input type="text"/>	This is a really stupid question, I just wanted to be able to write that. By definition, cheating is not acceptable.
1	1.11%	<input type="text"/>	When a person has had a lot of emotional stress and the assignment is less than 3 percent of their grade
1	1.11%	<input type="text"/>	when a person is oblivious to something being viewed as cheating. having no prior knowledge that what they are doing is considered cheating. this is not "acceptable" for submission of assignments, but should not be punished either.
1	1.11%	<input type="text"/>	When a professor sets out to have students fail.
1	1.11%	<input type="text"/>	When a teacher assigns homework that contains some problems he has not taught the class. For example, this happened to me in calculus and because I have taken the class before I allowed others in the class to copy that homework question.
1	1.11%	<input type="text"/>	When given take home assignments for homework. For two reasons first homework is designed to help you learn not assess your knowledge. Second it gives you the opportunity to learn from others and work in groups the way you have to in every institution that we could possibly wind up working for after we graduate.
1	1.11%	<input type="text"/>	When I have seen people cheat at TCU it is on homework assignments that seem to be more busy work. I think alot of people will cheat on stuff like that but I do not know anyone that would cheat on a test.
1	1.11%	<input type="text"/>	When I have to keep a GPA for a scholarship that I would have to drop out if I lost.
1	1.11%	<input type="text"/>	when it is busy work and not for a grade
1	1.11%	<input type="text"/>	When it is over an assignment that is tedious and unnecessary. I agree that on exams and such cheating should be a no tolerance level but on homework assignments and such I consider it more of help than anything. When writing essays I often ask my friends to send me a copy of their paper. I DO NOT copy their paper but it gives me a general idea on the direction my paper should take. I do not consider this cheating.
1	1.11%	<input type="text"/>	When professors expect too much and do not take into consideration the students other classes and outside of class activities.
1	1.11%	<input type="text"/>	When professors think their class is the only thing in existence and of importance in this world, so they give you hours of homework, or too much to study, that one individual will never be able to complete on their own. Group collaboration can be beneficial for people.
1	1.11%	<input type="text"/>	When question is unfair.
1	1.11%	<input type="text"/>	When teacher approved like Group test
1	1.11%	<input type="text"/>	When the consequence of not cheating outweighs the consequence of cheating.
1	1.11%	<input type="text"/>	When the instance of cheating will not harm the performance of other students (i.e. bringing down the curve/class average on a test or quiz) In short, "no harm no foul".

1	1.11%	<input type="checkbox"/>	When the instructor is stupid enough to use a case straight out of an extremely common textbook where the answers are easily accessible.
1	1.11%	<input type="checkbox"/>	When the perceived benefits exceed the perceived risk. But honestly, it is easier to just study rather than cheat.
1	1.11%	<input type="checkbox"/>	When the person is not bothered by it
1	1.11%	<input type="checkbox"/>	When the professor has imposed unfair circumstances. Or when there has been a major life crisis.
1	1.11%	<input type="checkbox"/>	When the teacher puts questions on a test that was never reviewed during class.
1	1.11%	<input type="checkbox"/>	When the test being taken is unfair in some sort of way.
1	1.11%	<input type="checkbox"/>	When you are helping each other with studying or an assignment to better each other's knowledge
1	1.11%	<input type="checkbox"/>	When you are only at TCU for an MRS Degree and don't actually have to finish college, I suppose. At least, that's what all of the girls in my classes tell me.
1	1.11%	<input type="checkbox"/>	When you don't get equations for a test. There is no reason to memorize an equation when in the real world you can take two minutes to look it up.
1	1.11%	<input type="checkbox"/>	When you know the info but may not have had enough time to fully understand
1	1.11%	<input type="checkbox"/>	When you're told you're allowed to 'cheat'.
1	1.11%	<input type="checkbox"/>	Working on an assignment with a friend to help each other get a good grade

994 91.70% No

1084 Respondents

Q97. For each of the following please indicate how serious you think each type of behavior is: - Copying from another student during an exam.

Count	Percent		
592	55.22%	<input type="checkbox"/>	Extremely serious cheating
327	30.50%	<input type="checkbox"/>	Very serious cheating
108	10.07%	<input type="checkbox"/>	Moderately serious cheating
35	3.26%	<input type="checkbox"/>	Slightly serious cheating
10	0.93%	<input type="checkbox"/>	Not at all serious
1072			Respondents

Q98. For each of the following please indicate how serious you think each type of behavior is: - Letting another student copy answers off of me during an exam.

Count	Percent		
529	49.35%	<input type="checkbox"/>	Extremely serious cheating
318	29.66%	<input type="checkbox"/>	Very serious cheating
149	13.90%	<input type="checkbox"/>	Moderately serious cheating
59	5.50%	<input type="checkbox"/>	Slightly serious cheating
17	1.59%	<input type="checkbox"/>	Not at all serious
1072			Respondents

Q99. For each of the following please indicate how serious you think each type of behavior is: - Using a cheat sheet during an exam.

Count	Percent		
689	65.12%	<input type="checkbox"/>	Extremely serious cheating
256	24.20%	<input type="checkbox"/>	Very serious cheating
79	7.47%	<input type="checkbox"/>	Moderately serious cheating
21	1.98%	<input type="checkbox"/>	Slightly serious cheating
13	1.23%	<input type="checkbox"/>	Not at all serious
1058			Respondents

Q100. For each of the following please indicate how serious you think each type of behavior is: - Using a calculator on an exam when instructed not to.

Count	Percent		
405	37.89%		Extremely serious cheating
293	27.41%		Very serious cheating
263	24.60%		Moderately serious cheating
84	7.86%		Slightly serious cheating
24	2.25%		Not at all serious
1069	Respondents		

Q101. For each of the following please indicate how serious you think each type of behavior is: - Using a textbook during an exam when instructed not to.

Count	Percent		
638	59.96%		Extremely serious cheating
306	28.76%		Very serious cheating
96	9.02%		Moderately serious cheating
17	1.60%		Slightly serious cheating
7	0.66%		Not at all serious
1064	Respondents		

Q102. For each of the following please indicate how serious you think each type of behavior is: - Getting a copy of the questions for an exam ahead of time.

Count	Percent		
611	57.42%		Extremely serious cheating
238	22.37%		Very serious cheating
126	11.84%		Moderately serious cheating
54	5.08%		Slightly serious cheating
35	3.29%		Not at all serious
1064	Respondents		

Q103. For each of the following please indicate how serious you think each type of behavior is: - Getting a copy of the answers for an exam ahead of time.

Count	Percent		
775	73.04%		Extremely serious cheating
174	16.40%		Very serious cheating
72	6.79%		Moderately serious cheating
25	2.36%		Slightly serious cheating
15	1.41%		Not at all serious
1061	Respondents		

Q104. For each of the following please indicate how serious you think each type of behavior is: - Using old, unauthorized exams to study for an exam.

Count	Percent		
226	21.14%		Extremely serious cheating
226	21.14%		Very serious cheating
238	22.26%		Moderately serious cheating
185	17.31%		Slightly serious cheating
194	18.15%		Not at all serious
1069	Respondents		

Q105. For each of the following please indicate how serious you think each type of behavior is: - Impersonating a friend in order to take an exam for him/her.

Count	Percent		
940	87.85%		Extremely serious cheating
86	8.04%		Very serious cheating
30	2.80%		Moderately serious cheating
9	0.84%		Slightly serious cheating
5	0.47%		Not at all serious
1070	Respondents		

Q106. For each of the following please indicate how serious you think each type of behavior is: - Having a friend pretend to be me to take an exam.

Count	Percent		
948	88.60%		Extremely serious cheating
85	7.94%		Very serious cheating
29	2.71%		Moderately serious cheating
5	0.47%		Slightly serious cheating
3	0.28%		Not at all serious
1070	Respondents		

Q107. For each of the following please indicate how serious you think each type of behavior is: - Giving a fake excuse for missing an exam.

Count	Percent		
206	19.22%		Extremely serious cheating
224	20.90%		Very serious cheating
285	26.59%		Moderately serious cheating
232	21.64%		Slightly serious cheating
125	11.66%		Not at all serious
1072	Respondents		






Q108. For each of the following please indicate how serious you think each type of behavior is: - Writing a paper for someone else to submit.

Count	Percent		
600	56.18%		Extremely serious cheating
289	27.06%		Very serious cheating
126	11.80%		Moderately serious cheating
40	3.75%		Slightly serious cheating
13	1.22%		Not at all serious
1068	Respondents		






Q109. For each of the following please indicate how serious you think each type of behavior is: - Selling a self-written paper to another student for submission.

Count	Percent		
677	63.33%		Extremely serious cheating
244	22.83%		Very serious cheating
104	9.73%		Moderately serious cheating
28	2.62%		Slightly serious cheating
16	1.50%		Not at all serious
1069	Respondents		






Q110. For each of the following please indicate how serious you think each type of behavior is: - Buying a paper online to submit.

Count	Percent		
770	72.44%		Extremely serious cheating
203	19.10%		Very serious cheating
64	6.02%		Moderately serious cheating
16	1.51%		Slightly serious cheating
10	0.94%		Not at all serious
1063	Respondents		


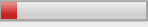



Q111. For each of the following please indicate how serious you think each type of behavior is: - Submitting the same paper for two classes.

Count	Percent		
181	17.00%		Extremely serious cheating
141	13.24%		Very serious cheating
245	23.00%		Moderately serious cheating
174	16.34%		Slightly serious cheating
324	30.42%		Not at all serious
1065	Respondents		


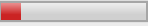



Q112. For each of the following please indicate how serious you think each type of behavior is: - Copying directly from a source (word for word) without citing.

Count	Percent		
583	54.54%		Extremely serious cheating
273	25.54%		Very serious cheating
149	13.94%		Moderately serious cheating
53	4.96%		Slightly serious cheating
11	1.03%		Not at all serious
1069	Respondents		






Q113. For each of the following please indicate how serious you think each type of behavior is: - Listing sources in a bibliography after only reading the abstract of an article.

Count	Percent		
139	13.04%		Extremely serious cheating
115	10.79%		Very serious cheating
233	21.86%		Moderately serious cheating
229	21.48%		Slightly serious cheating
350	32.83%		Not at all serious
1066	Respondents		






Q114. For each of the following please indicate how serious you think each type of behavior is: - Listing sources in a bibliography that were not actually read.

Count	Percent		
148	13.90%		Extremely serious cheating
144	13.52%		Very serious cheating
245	23.00%		Moderately serious cheating
272	25.54%		Slightly serious cheating
256	24.04%		Not at all serious
1065	Respondents		

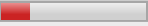




Q115. For each of the following please indicate how serious you think each type of behavior is: - Summarizing from a source without citing.

Count	Percent		
253	23.73%		Extremely serious cheating
258	24.20%		Very serious cheating
290	27.20%		Moderately serious cheating
201	18.86%		Slightly serious cheating
64	6.00%		Not at all serious
1066	Respondents		




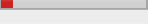

Q116. For each of the following please indicate how serious you think each type of behavior is: - Signing another student's name on an attendance sheet when he/she did not actually attend the class/event.

Count	Percent		
196	18.30%		Extremely serious cheating
179	16.71%		Very serious cheating
312	29.13%		Moderately serious cheating
220	20.54%		Slightly serious cheating
164	15.31%		Not at all serious
1071	Respondents		






Q117. For each of the following please indicate how serious you think each type of behavior is: - Having another student sign my name on an attendance sheet when I did not actually attend the class/event.

Count	Percent		
211	19.76%		Extremely serious cheating
183	17.13%		Very serious cheating
296	27.72%		Moderately serious cheating
225	21.07%		Slightly serious cheating
153	14.33%		Not at all serious
1068	Respondents		






Q118. For each of the following please indicate how serious you think each type of behavior is: - Creating fake research data or lab results.

Count	Percent		
460	43.19%		Extremely serious cheating
291	27.32%		Very serious cheating
204	19.15%		Moderately serious cheating
88	8.26%		Slightly serious cheating
22	2.07%		Not at all serious
1065	Respondents		






Q119. For each of the following please indicate how serious you think each type of behavior is: - Reading the "cliff's notes" rather than reading the actual work.

Count	Percent		
78	7.30%		Extremely serious cheating
100	9.35%		Very serious cheating
217	20.30%		Moderately serious cheating
248	23.20%		Slightly serious cheating
426	39.85%		Not at all serious
1069	Respondents		






Q120. For each of the following please indicate how serious you think each type of behavior is: - Marking two answers on an exam, hoping the instructor will assume I meant to mark the correct one.

Count	Percent		
152	14.22%		Extremely serious cheating
178	16.65%		Very serious cheating
274	25.63%		Moderately serious cheating
283	26.47%		Slightly serious cheating
182	17.03%		Not at all serious
1069	Respondents		






Q121. For each of the following please indicate how serious you think each type of behavior is: - Changing a response after a test, exam, etc. has been graded and then pointing out the "mistake" to the professor.

Count	Percent		
620	57.94%		Extremely serious cheating
299	27.94%		Very serious cheating
109	10.19%		Moderately serious cheating
31	2.90%		Slightly serious cheating
11	1.03%		Not at all serious
1070	Respondents		

Q122. For each of the following please indicate how serious you think each type of behavior is: - Reading an assignment in English that was assigned to be read in another language (i.e., for a foreign-language class).

Count	Percent		
125	11.67%		Extremely serious cheating
170	15.87%		Very serious cheating
306	28.57%		Moderately serious cheating
231	21.57%		Slightly serious cheating
239	22.32%		Not at all serious
1071	Respondents		

Q123. For each of the following please indicate how serious you think each type of behavior is: - Using an online translating service for assignments that are required to be written in another language.

Count	Percent		
157	14.66%		Extremely serious cheating
185	17.27%		Very serious cheating
271	25.30%		Moderately serious cheating
227	21.20%		Slightly serious cheating
231	21.57%		Not at all serious
1071	Respondents		

Q124. Please answer the following questions: - Are you a member of at least one student club or organization this semester?

Count	Percent		
887	83.13%		Yes
180	16.87%		No
1067	Respondents		

Q125. Please answer the following questions: - Are you involved in at least one intramural group, club sport, or organized fitness activity on campus this semester?

Count	Percent		
387	36.44%		Yes
675	63.56%		No
1062	Respondents		

Q126. Please answer the following questions: - Are you a member of a Greek organization?

Count	Percent		
494	46.56%		Yes
567	53.44%		No
1061	Respondents		

Q127. Please answer the following questions: - Are you a member of an intercollegiate athletic team?

Count	Percent		
59	5.57%		Yes
1000	94.43%		No
1059	Respondents		

















Q128. Please indicate your current class standing:

Count	Percent		
251	23.61%		First year/Freshman
222	20.88%		Sophomore
247	23.24%		Junior
331	31.14%		Senior
1	0.09%		Graduate student
0	0.00%		Non-degree seeking
11	1.03%		Other
1063	Respondents		

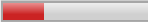




Q129. How would you characterize your enrollment?

Count	Percent		
1041	98.02%		Full time
21	1.98%		Less than full time
1062	Respondents		









Q130. In which subject area is your major?

Count	Percent		
201	18.91%		Business
5	0.47%		Computer Science
58	5.46%		Education
23	2.16%		Engineering
233	21.92%		Health Sciences
3	0.28%		Interdisciplinary
129	12.14%		Liberal Arts/Humanities
14	1.32%		Mathematics
51	4.80%		Physical Sciences
72	6.77%		Social Sciences
3	0.28%		Technology
75	7.06%		Visual and Performing Arts
49	4.61%		I have more than one major
30	2.82%		Undecided
112	10.54%		Other
5	0.47%		NA/I do not have a major.
1063 Respondents			

Q131. What is your current gender identity?

Count	Percent		
297	28.02%		Man
747	70.47%		Woman
0	0.00%		Transgender
0	0.00%		Other
16	1.51%		I prefer to not respond to this question.
1060 Respondents			



Q132. With which racial category do you most identify?

Count	Percent		
40	3.77%		Asian/Pacific Islander
47	4.43%		Black/African American
96	9.05%		Latino(a)/Hispanic
4	0.38%		Middle Eastern
3	0.28%		Indigenous/Native American
813	76.63%		White
19	1.79%		Multiracial
39	3.68%		I prefer to not respond to this question.
1061 Respondents			



Q133. Are you an international student (holding a SEVIS visa group: F1, F2, J1, J2, BE, BP, B1, B2, WB, WP)?

Count	Percent		
38	3.60%		Yes
1017	96.40%		No
1055 Respondents			

Q134. Do you identify as lesbian, gay, bisexual, or queer?

Count	Percent		
27	2.54%		Yes
1036	97.46%		No
1063	Respondents		

Q135. Have you ever been enlisted in any branch of the US military (active duty, veteran, national guard, or reserves)?

Count	Percent		
30	2.83%		Yes
1030	97.17%		No
1060	Respondents		

Q136. How old are you?

Count	Percent		
1	0.09%	<input type="text"/>	Younger than 18
201	18.93%	<input type="text"/>	18
205	19.30%	<input type="text"/>	19
213	20.06%	<input type="text"/>	20
234	22.03%	<input type="text"/>	21
108	10.17%	<input type="text"/>	22
22	2.07%	<input type="text"/>	23
13	1.22%	<input type="text"/>	24
9	0.85%	<input type="text"/>	25
3	0.28%	<input type="text"/>	26
5	0.47%	<input type="text"/>	27
8	0.75%	<input type="text"/>	28
4	0.38%	<input type="text"/>	29
3	0.28%	<input type="text"/>	30
7	0.66%	<input type="text"/>	31
4	0.38%	<input type="text"/>	32
1	0.09%	<input type="text"/>	33
4	0.38%	<input type="text"/>	34
3	0.28%	<input type="text"/>	35
0	0.00%	<input type="text"/>	36
2	0.19%	<input type="text"/>	37
2	0.19%	<input type="text"/>	38
0	0.00%	<input type="text"/>	39
1	0.09%	<input type="text"/>	40
0	0.00%	<input type="text"/>	41
1	0.09%	<input type="text"/>	42
0	0.00%	<input type="text"/>	43
3	0.28%	<input type="text"/>	44
0	0.00%	<input type="text"/>	45
0	0.00%	<input type="text"/>	46
1	0.09%	<input type="text"/>	47
0	0.00%	<input type="text"/>	48
0	0.00%	<input type="text"/>	49
1	0.09%	<input type="text"/>	50
0	0.00%	<input type="text"/>	51
0	0.00%	<input type="text"/>	52
0	0.00%	<input type="text"/>	53
2	0.19%	<input type="text"/>	54
0	0.00%	<input type="text"/>	55
0	0.00%	<input type="text"/>	56
0	0.00%	<input type="text"/>	57
1	0.09%	<input type="text"/>	58
		<input type="text"/>	

0	0.00%		59
0	0.00%		60
0	0.00%		61
0	0.00%		62
0	0.00%		63
0	0.00%		64
0	0.00%		65+
1062 Respondents			

Q137. If you could start over again, would you go to TCU?

Count	Percent		
595	55.71%		Definitely would
321	30.06%		Probably would
95	8.90%		Probably would not
21	1.97%		Definitely would not
36	3.37%		Not sure
1068 Respondents			

Q138. How likely is it that you will be enrolled at TCU next semester?

Count	Percent		
932	87.35%		Extremely likely
48	4.50%		Somewhat likely
12	1.12%		Somewhat unlikely
10	0.94%		Extremely unlikely
65	6.09%		Not applicable/Graduating
1067 Respondents			

Q139. How many hours do you typically spend a week studying?

Count	Percent		
1	0.09%		0 hours
125	11.68%		1 - 5 hours
278	25.98%		6 - 10 hours
268	25.05%		11 - 15 hours
193	18.04%		16 - 20 hours
97	9.07%		21 - 25 hours
67	6.26%		26 - 30 hours
41	3.83%		More than 30 hours
1070 Respondents			




Q140. Is the number of hours that you indicated in the last question more or less than you expected?

Count	Percent		
245	22.96%		More hours than I expected
642	60.17%		About what I expected
180	16.87%		Fewer hours than what I expected
1067 Respondents			




Q141. How many hours do you typically spend working for pay each week?

Count	Percent		
484	45.23%		0 hours
263	24.58%		1 - 10 hours
219	20.47%		11 - 20 hours
67	6.26%		21 - 30 hours
24	2.24%		31 - 40 hours
13	1.21%		More than 40 hours
1070	Respondents		


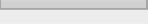
Q142. Did you transfer to this college?

Count	Percent		
868	81.58%		No
112	10.53%		Yes, from a two-year college
84	7.89%		Yes, from a four-year college or university
1064	Respondents		

Q143. Where do you currently live?

Count	Percent		
468	43.86%		On-campus (e.g., residence hall, apartment, family housing)
51	4.78%		Fraternity or sorority housing
420	39.36%		Off-campus, alone or with friends/roommates
64	6.00%		Off-campus, with my parent(s)/guardian(s)
54	5.06%		Off-campus, with my spouse/partner/children
4	0.37%		I am currently studying abroad.
6	0.56%		Other
1067	Respondents		

Q144. What is your expected GPA for this semester?

Count	Percent		
483	45.14%		3.5 - 4.0
447	41.78%		3.0 - 3.4
115	10.75%		2.5 - 2.9
24	2.24%		2.0 - 2.4
1	0.09%		Below 2.0
1070	Respondents		

Q145. Are you the first (i.e., neither of your parents/guardians or siblings have attended any college) in your family to go to college?

Count	Percent		
116	10.87%		Yes
951	89.13%		No
1067	Respondents		