

Consortium: Orientation and New Student Planning 2013-2014



Description:

Date Created: 10/1/2013 2:28:57 PM



Date Range: 11/21/2013 12:00:00 AM - 12/15/2013 11:59:00 PM

Total Respondents: 371

Q1. You have been randomly selected by TCU to participate in The New Student Programs Benchmarking Survey (NSP). The Student Affairs Office of Quality Enhancement, along with the National Association of Student Affairs Professionals (NASPA), is conducting this survey to evaluate the student experience at TCU for new students. Results will be used to make informed decisions about services, programming, and policies for incoming students. Upon completion of the survey, you will have the option to enter a drawing for a \$250 Visa gift card. The survey is voluntary and you must be 18 years old or older to participate. It will take approximately 10-15 minutes to complete, depending on your answers. While you may find some questions discomfoting, know that you may skip those questions or choose to exit the survey at any time without repercussion. Please note that all of your responses will be kept completely confidential and all results gained from the analyses will be reported in aggregate only; at no point will anyone at TCU be able to connect your identity with your individual responses. By completing this survey you may experience direct benefits such as enhanced programming and service efforts. If you have questions or concerns about the project, please contact Dr. Angela D. Taylor (Student Affairs Office of Quality Enhancement) at a.d.taylor@tcu.edu or 817.257.6454, 226 Jarvis Hall. If you have any concerns regarding your rights as a study participant, you should contact Dr. Meena Shah, TCU Institutional Review Board, telephone 817.257.6416 or Dr. Bonnie Melhart, Associate Provost, Academic Affairs, telephone 817.257.7104. Thank you in advance for your participation!

Count	Percent		
371	100.00%		I agree to participate.
0	0.00%		I do NOT agree to participate.
371 Respondents			

Q2. Which best describes your status at TCU?

Count	Percent		
368	100.00%		First-year student
0	0.00%		Transfer student
368 Respondents			







Q3. Did you attend any type of orientation or program for new students at TCU?

Count	Percent		
367	99.73%		Yes
1	0.27%		No
368 Respondents			

Q4. Did you attend the Need 2 Know Program?

Count	Percent		
276	75.00%		Yes
92	25.00%		No
368 Respondents			

Q5. What prevented you from attending orientation? (Check all that apply)

Count	Percent		
0	0.00%		Did not know about orientation
0	0.00%		Did not have enough time
0	0.00%		Had to work
1	100.00%		Scheduling conflict/Previous obligation
0	0.00%		Did not think it would be worthwhile
0	0.00%		Other (please specify)

Count	Percent
1 Respondents	

Q6. Which type of orientation best describes the orientation that you attended?

Count	Percent
-------	---------

2	0.55%		Half day orientation								
9	2.48%		One day orientation								
29	7.99%		Multiple day orientation, but no overnight stay								
322	88.71%		Multiple day orientation with an overnight stay								
0	0.00%		Online orientation								
1	0.28%		Other (please explain)								
<table border="1"> <thead> <tr> <th>Count</th> <th>Percent</th> <th></th> <th></th> </tr> </thead> <tbody> <tr> <td>1</td> <td>100.00%</td> <td></td> <td>overnight, but i already lived on campus</td> </tr> </tbody> </table>				Count	Percent			1	100.00%		overnight, but i already lived on campus
Count	Percent										
1	100.00%		overnight, but i already lived on campus								
363 Respondents											

Q7. At what approximate point did you attend orientation?			
Count	Percent		
7	1.93%		The spring before the start of this semester
301	82.92%		The summer before the start of this semester
54	14.88%		Immediately prior to the start of this semester
1	0.28%		Don't remember
363 Respondents			

Q8. How would you rate the website for orientation?			
Count	Percent		
78	21.55%		Excellent
174	48.07%		Good
32	8.84%		Fair
6	1.66%		Poor
72	19.89%		Not applicable/Don't remember
362 Respondents			

Q9. How would you rate the orientation registration process?			
Count	Percent		
110	30.39%		Excellent
182	50.28%		Good
59	16.30%		Fair
8	2.21%		Poor
3	0.83%		Not applicable/Don't remember
362 Respondents			

Q10. How would you rate the length of orientation?			
Count	Percent		
139	38.29%		Too long
212	58.40%		Just right
9	2.48%		Too short
3	0.83%		Not applicable/Don't remember
363 Respondents			

Q11. Thinking back on the orientation that you attended at TCU, to what extent was the orientation staff . . .? - Available

Count	Percent		
210	57.85%		A great deal
122	33.61%		Considerably
29	7.99%		Moderately
2	0.55%		Slightly
0	0.00%		Not at all
363	Respondents		






Q12. Thinking back on the orientation that you attended at TCU, to what extent was the orientation staff . . .? - Knowledgeable

Count	Percent		
215	59.39%		A great deal
124	34.25%		Considerably
20	5.52%		Moderately
3	0.83%		Slightly
0	0.00%		Not at all
362	Respondents		






Q13. Thinking back on the orientation that you attended at TCU, to what extent was the orientation staff . . .? - Courteous

Count	Percent		
275	75.76%		A great deal
67	18.46%		Considerably
17	4.68%		Moderately
4	1.10%		Slightly
0	0.00%		Not at all
363	Respondents		

Q14. Please indicate your level of agreement with the following:As a result of attending the Need 2 Know Program . . . - I am more aware of potential issues that face college students.

Count	Percent		
124	46.27%		Strongly agree
113	42.16%		Aree
23	8.58%		Neither agree nor disagree
7	2.61%		Disagree
1	0.37%		Strongly disagree
268	Respondents		

Q15. Please indicate your level of agreement with the following:As a result of attending the Need 2 Know Program . . . - I am confident that I will know how to help someone experiencing alcohol poisoning.

Count	Percent		
113	42.80%		Strongly agree
127	48.11%		Aree
19	7.20%		Neither agree nor disagree
5	1.89%		Disagree
0	0.00%		Strongly disagree
264	Respondents		

Q16. Please indicate your level of agreement with the following: As a result of attending the Need 2 Know Program . . . - I will speak up as a bystander when witnessing risky behavior.

Count	Percent		
126	47.19%		Strongly agree
101	37.83%		Agree
32	11.99%		Neither agree nor disagree
8	3.00%		Disagree
0	0.00%		Strongly disagree
267 Respondents			

Q17. Please check the top 3 things that you learned at Need 2 Know: (Check up to 3)

Count	Respondent %	Response %													
185	68.77%	23.60%	Sexual misconduct												
231	85.87%	29.46%	Alcohol												
105	39.03%	13.39%	Bystander intervention												
134	49.81%	17.09%	Mental health concerns (e.g., depression, suicide)												
127	47.21%	16.20%	Campus resources												
2	0.74%	0.26%	Other (please specify)												
<table border="1"> <thead> <tr> <th>Count</th> <th>Percent</th> <th></th> <th></th> </tr> </thead> <tbody> <tr> <td>1</td> <td>50.00%</td> <td></td> <td>If I'm thinking of the right thing, then I learned nothing.</td> </tr> <tr> <td>1</td> <td>50.00%</td> <td></td> <td>Need 2 Know was very dull and I, along with many others, didnt really pay attention</td> </tr> </tbody> </table>				Count	Percent			1	50.00%		If I'm thinking of the right thing, then I learned nothing.	1	50.00%		Need 2 Know was very dull and I, along with many others, didnt really pay attention
Count	Percent														
1	50.00%		If I'm thinking of the right thing, then I learned nothing.												
1	50.00%		Need 2 Know was very dull and I, along with many others, didnt really pay attention												
269 Respondents															
784 Responses															


Q18. Please check the top 3 handouts you have used from Need 2 Know: (Check up to 3)

Count	Respondent %	Response %																																	
194	75.19%	31.14%	Safety tips																																
95	36.82%	15.25%	Frog Skinz																																
143	55.43%	22.95%	Big XII tips																																
184	71.32%	29.53%	Campus Resources																																
7	2.71%	1.12%	Other (please specify)																																
<table border="1"> <thead> <tr> <th>Count</th> <th>Percent</th> <th></th> <th></th> </tr> </thead> <tbody> <tr> <td>1</td> <td>14.29%</td> <td></td> <td>alcohol poisoning</td> </tr> <tr> <td>1</td> <td>14.29%</td> <td></td> <td>Alcohol Poisoning Magnets</td> </tr> <tr> <td>1</td> <td>14.29%</td> <td></td> <td>N/A</td> </tr> <tr> <td>1</td> <td>14.29%</td> <td></td> <td>none</td> </tr> <tr> <td>1</td> <td>14.29%</td> <td></td> <td>None</td> </tr> <tr> <td>1</td> <td>14.29%</td> <td></td> <td>The frog sticker</td> </tr> <tr> <td>1</td> <td>14.29%</td> <td></td> <td>The frog sticker!</td> </tr> </tbody> </table>				Count	Percent			1	14.29%		alcohol poisoning	1	14.29%		Alcohol Poisoning Magnets	1	14.29%		N/A	1	14.29%		none	1	14.29%		None	1	14.29%		The frog sticker	1	14.29%		The frog sticker!
Count	Percent																																		
1	14.29%		alcohol poisoning																																
1	14.29%		Alcohol Poisoning Magnets																																
1	14.29%		N/A																																
1	14.29%		none																																
1	14.29%		None																																
1	14.29%		The frog sticker																																
1	14.29%		The frog sticker!																																
258 Respondents																																			
623 Responses																																			

Q19. As a result of attending N2K, I visited with one of the departmental resources mentioned.




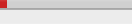

Count	Percent			
16	5.99%	Yes (which did you visit?)		
<table border="1"> <thead> <tr> <th>Count</th> <th>Percent</th> </tr> </thead> </table>			Count	Percent
Count	Percent			

1	6.25%		Business
1	6.25%		Campus Life
1	6.25%		Campus Police
1	6.25%		Campus resources
1	6.25%		Campus Security
1	6.25%		career services
1	6.25%		Career Services
1	6.25%		Counseling Center
1	6.25%		Counseling Department
2	12.50%		Health Center
1	6.25%		health clinic
1	6.25%		Health Clinic
1	6.25%		Mental health, campus life
1	6.25%		Rec Center
1	6.25%		Student Development Services

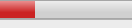

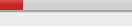


251 94.01%  No

267 Respondents



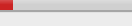


Q20. Please indicate your agreement with the following statements: - Orientation helped me to know what to expect academically at TCU.

Count	Percent		
124	35.23%		Strongly agree
160	45.45%		Somewhat agree
41	11.65%		Neither agree nor disagree
23	6.53%		Somewhat disagree
4	1.14%		Strongly disagree
352			Respondents

Q21. Please indicate your agreement with the following statements: - Orientation helped me to know what to expect socially at TCU.

Count	Percent		
91	26.07%		Strongly agree
132	37.82%		Somewhat agree
62	17.77%		Neither agree nor disagree
46	13.18%		Somewhat disagree
18	5.16%		Strongly disagree
349			Respondents

Q22. Please indicate your agreement with the following statements: - I met new people at orientation that I am still friends with.

Count	Percent		
120	34.09%		Strongly agree
101	28.69%		Somewhat agree
38	10.80%		Neither agree nor disagree
45	12.78%		Somewhat disagree
48	13.64%		Strongly disagree
352			Respondents

Q23. Please indicate your agreement with the following statements: - At orientation, I learned about the different clubs and organizations that I could join.

Count	Percent		
96	27.59%		Strongly agree
157	45.11%		Somewhat agree
48	13.79%		Neither agree nor disagree
38	10.92%		Somewhat disagree
9	2.59%		Strongly disagree
348	Respondents		

Q24. Please indicate your agreement with the following statements: - At orientation, I learned about the different resources on campus that could help me if I am having academic concerns.

Count	Percent		
147	42.12%		Strongly agree
142	40.69%		Somewhat agree
45	12.89%		Neither agree nor disagree
13	3.72%		Somewhat disagree
2	0.57%		Strongly disagree
349	Respondents		

Q25. Please indicate your agreement with the following statements: - At orientation, I learned about the different resources on campus that could help me if I am having problems adjusting to this institution.

Count	Percent		
135	39.02%		Strongly agree
141	40.75%		Somewhat agree
48	13.87%		Neither agree nor disagree
18	5.20%		Somewhat disagree
4	1.16%		Strongly disagree
346	Respondents		

Q26. Please indicate your agreement with the following statements: - Orientation was an enjoyable experience.

Count	Percent		
127	36.29%		Strongly agree
125	35.71%		Somewhat agree
54	15.43%		Neither agree nor disagree
32	9.14%		Somewhat disagree
12	3.43%		Strongly disagree
350	Respondents		

Q27. Please indicate your agreement with the following statements: - I have a clear understanding of how to register for classes at TCU.

Count	Percent		
208	59.60%		Strongly agree
91	26.07%		Somewhat agree
25	7.16%		Neither agree nor disagree
21	6.02%		Somewhat disagree
4	1.15%		Strongly disagree
349	Respondents		

Q28. Please indicate your agreement with the following statements: - I know what resources are available to me at TCU if I am looking for employment.

Count	Percent		
103	29.18%		Strongly agree
147	41.64%		Somewhat agree
49	13.88%		Neither agree nor disagree
45	12.75%		Somewhat disagree
9	2.55%		Strongly disagree
353	Respondents		

Q29. Please indicate your agreement with the following statements: - I know what resources are available to me at TCU if I have questions about housing.

Count	Percent		
137	39.14%		Strongly agree
148	42.29%		Somewhat agree
28	8.00%		Neither agree nor disagree
32	9.14%		Somewhat disagree
5	1.43%		Strongly disagree
350	Respondents		

Q30. Please indicate your agreement with the following statements: - I know what resources are available to me if I have questions about paying for college.

Count	Percent		
98	28.16%		Strongly agree
141	40.52%		Somewhat agree
53	15.23%		Neither agree nor disagree
45	12.93%		Somewhat disagree
11	3.16%		Strongly disagree
348	Respondents		

Q31. Please indicate your agreement with the following statements: - I know where all the important buildings are on campus.

Count	Percent		
165	47.14%		Strongly agree
119	34.00%		Somewhat agree
37	10.57%		Neither agree nor disagree
23	6.57%		Somewhat disagree
6	1.71%		Strongly disagree
350	Respondents		

Q32. Please indicate your agreement with the following statements: - I got all of my questions answered during orientation.

Count	Percent		
108	30.86%		Strongly agree
143	40.86%		Somewhat agree
55	15.71%		Neither agree nor disagree
36	10.29%		Somewhat disagree
8	2.29%		Strongly disagree
350	Respondents		

Q33. Please indicate your agreement with the following statements: - I know at least one person (faculty or staff) at TCU that I can turn to if I have questions or concerns.

Count	Percent		
203	57.83%		Strongly agree
102	29.06%		Somewhat agree
18	5.13%		Neither agree nor disagree
18	5.13%		Somewhat disagree
10	2.85%		Strongly disagree
351	Respondents		

Q34. Please indicate your agreement with the following statements: - Attending orientation was a good use of my time.

Count	Percent		
173	49.15%		Strongly agree
117	33.24%		Somewhat agree
32	9.09%		Neither agree nor disagree
25	7.10%		Somewhat disagree
5	1.42%		Strongly disagree
352	Respondents		

Q35. Thinking back on your orientation experience, to what extent did orientation give you useful information on . . .? - Academic requirements

Count	Percent		
194	55.91%		Significantly useful information
129	37.18%		Moderately useful information
22	6.34%		Slightly useful information
2	0.58%		No useful information
347	Respondents		





Q36. Thinking back on your orientation experience, to what extent did orientation give you useful information on . . .? - How academic advising works

Count	Percent		
140	40.58%		Significantly useful information
135	39.13%		Moderately useful information
57	16.52%		Slightly useful information
13	3.77%		No useful information
345	Respondents		





Q37. Thinking back on your orientation experience, to what extent did orientation give you useful information on . . .? - How to find information like the online schedule of courses

Count	Percent		
186	54.39%		Significantly useful information
106	30.99%		Moderately useful information
37	10.82%		Slightly useful information
13	3.80%		No useful information
342	Respondents		


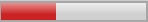


Q38. Thinking back on your orientation experience, to what extent did orientation give you useful information on . . .? - Campus support services to keep you physically and mentally fit (health, wellness, and counseling services)

Count	Percent		
166	48.12%		Significantly useful information
137	39.71%		Moderately useful information
34	9.86%		Slightly useful information
8	2.32%		No useful information
345	Respondents		





Q39. Thinking back on your orientation experience, to what extent did orientation give you useful information on . . .? - Campus activities and programs

Count	Percent		
156	45.75%		Significantly useful information
135	39.59%		Moderately useful information
45	13.20%		Slightly useful information
5	1.47%		No useful information
341	Respondents		





Q40. Thinking back on your orientation experience, to what extent did orientation give you useful information on . . .? - Different rules, regulations, and policies at TCU

Count	Percent		
168	48.98%		Significantly useful information
130	37.90%		Moderately useful information
41	11.95%		Slightly useful information
4	1.17%		No useful information
343	Respondents		

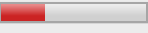



Q41. Thinking back on your orientation experience, to what extent did orientation give you useful information on . . .? - Safety and security on campus

Count	Percent		
221	65.00%		Significantly useful information
96	28.24%		Moderately useful information
20	5.88%		Slightly useful information
3	0.88%		No useful information
340	Respondents		

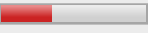




Q42. Thinking back on your orientation experience, to what extent did orientation give you useful information on . . .? - Technology resources on campus

Count	Percent		
138	40.00%		Significantly useful information
147	42.61%		Moderately useful information
49	14.20%		Slightly useful information
11	3.19%		No useful information
345	Respondents		

Q43. Thinking back on your orientation experience, to what extent did orientation give you useful information on . . .? - How to manage your time effectively

Count	Percent		
105	30.61%		Significantly useful information
138	40.23%		Moderately useful information
80	23.32%		Slightly useful information
20	5.83%		No useful information
343	Respondents		



Q44. Please indicate your level of agreement with the following statement:Orientation helped me feel connected to TCU.

Count	Percent		
120	34.99%		Strongly agree
160	46.65%		Somewhat agree
38	11.08%		Neither agree nor disagree
21	6.12%		Somewhat disagree
4	1.17%		Strongly disagree
343	Respondents		

Q45. Overall, how would you rate the orientation program?

Count	Percent		
126	36.63%		Excellent
170	49.42%		Good
44	12.79%		Fair
4	1.16%		Poor
344	Respondents		

Q46. In thinking back on your orientation experience, are there questions that you wish had been answered?

Count	Percent		
180	100.00%		
Count	Percent		
1	0.56%		.
1	0.56%		All my questions were answered
1	0.56%		Better advising for fall schedule. Not really a question, but still quite applicable.
1	0.56%		everything was answered
1	0.56%		How can one be involved without greek life? What is the easiest way to adjusting to college away from home? How can one get around Fort Worth without a vehicle of their own?
1	0.56%		How can you switch your major and who can you talk to about it?
1	0.56%		How does class search really work?
1	0.56%		How Greek life really is, how sorority rush went. Everyone was very hush hush about it and it was frustrating.
1	0.56%		How hard college would be from college.
1	0.56%		How TCU is socially and how to manage time and motivation
1	0.56%		How to add my second major and minor?
1	0.56%		How to apply for scholarship later on in your academic life.
1	0.56%		How to gain more financial assistance, whom to contact for various problems during the first year
1	0.56%		How to make a good schedule

1	0.56%	<input type="text"/>	How to register for classes on my own for the next time I could enroll.
1	0.56%	<input type="text"/>	How to sign up for classes online
1	0.56%	<input type="text"/>	How to utilize the resources TCU has to offer? Anything from the Technology and Student Affairs centers, to the different department faculty.
1	0.56%	<input type="text"/>	I felt like the only focus was how to register for classes, and although important, I didn't think it really answered questions on social life and other programs that TCU has to offer.
1	0.56%	<input type="text"/>	I guess like what everything meant. I feel like everything was so rushed so I didn't even have time to take it all in. I also didn't really understand that classes would open up and that I didn't have to worry so much.
1	0.56%	<input type="text"/>	I have no questions.
1	0.56%	<input type="text"/>	I just had thought of more after my experience was done.
1	0.56%	<input type="text"/>	I really wish that some of the information sessions our parents went to, we had also gone to because I would have liked to know the information.
1	0.56%	<input type="text"/>	I think more direction while registering for classes. I remember being super stressed and I ended picking one junior level class, that isn't even for my major.
1	0.56%	<input type="text"/>	I think possible social problems on campus need to be discussed. Let kids know that although it may feel that if they don't go greek, they won't make friends but that's not true. It is freshman year and it just takes time to find your niche.
1	0.56%	<input type="text"/>	I think they should have expanded more on how credit transfers work.
1	0.56%	<input type="text"/>	I wish during the orientation students could have been divided into groups lead by TCU staff members who could be the students' mentors as well as friend to help the new students to adjust to the new environment while knowing that there is somebody among the staff out there that actually cares for the each individual. Sometimes we sacrifice alot of things to come here and there are times when just knowing that there is somebody in the staff that cares for us and knows our existence bring reassurance in our hearts to continue strong and graduate strong as well.
1	0.56%	<input type="text"/>	I wish I had known more about the academic advising (could have been my fault).
1	0.56%	<input type="text"/>	I wish I would've been told about ratemyprofessor.com
1	0.56%	<input type="text"/>	I wish people had actually been able to help me chose classes for my major. it was a huge and very time consuming mess...
1	0.56%	<input type="text"/>	I wish that we would have been told the truth about non-Greek life when we asked about it.
1	0.56%	<input type="text"/>	I wish the advisors could have more directly addressed questions I raised at the time.
1	0.56%	<input type="text"/>	I wish there was more time for true student-student time for questions that could be awkward in front of adults or the rest of your orientation group.
1	0.56%	<input type="text"/>	I wish there would have been more information and help for change of major students. At orientation I decided I wanted to go into nursing.
1	0.56%	<input type="text"/>	I wish they had talked more about where you can go to talk about paying for college.
1	0.56%	<input type="text"/>	I wish they would have spent more time on time management at TCU specifically.
1	0.56%	<input type="text"/>	I wish we would have had more time to meet people and communicate instead of all the lectures about classes because I feel that made us more stressed than actually helping us bond with our classmates.
1	0.56%	<input type="text"/>	I wished they would have explained more about what the process would be like when we would have to register for classes on our own next semester.
1	0.56%	<input type="text"/>	I would ask more questions about work study opportunities and places in which I could get help with technology things.
1	0.56%	<input type="text"/>	Information about commuting, for example where to park.
1	0.56%	<input type="text"/>	Maybe more one on one help with the enrollment process because I was overwhelmed
1	0.56%	<input type="text"/>	More about core requirements and what I should do as a student who came in with little credit
1	0.56%	<input type="text"/>	More about registering for classes/double dipping
1	0.56%	<input type="text"/>	More about sorority recruitment since so many freshman girls participate and greek life is huge on campus
1	0.56%	<input type="text"/>	More complete tour of the library. I still feel like I don't know my way around it at all
1	0.56%	<input type="text"/>	More incite on how to balance a first years student's schedule would be nice. We are still learning how everything works.

1	0.56%	<input type="checkbox"/>	More info on the core and how exactly it works
1	0.56%	<input type="checkbox"/>	More information about what classes should we take
1	0.56%	<input type="checkbox"/>	More on how to make your class schedules and advising could be better!
1	0.56%	<input type="checkbox"/>	More questions about academic advising
2	1.11%	<input type="checkbox"/>	n/a
2	1.11%	<input type="checkbox"/>	N/a
7	3.89%	<input type="checkbox"/>	N/A
16	8.89%	<input type="checkbox"/>	no
42	23.33%	<input checked="" type="checkbox"/>	No
1	0.56%	<input type="checkbox"/>	NO
1	0.56%	<input type="checkbox"/>	no it was great!
1	0.56%	<input type="checkbox"/>	No questions, I wish i could have been more prepared for the academic sides of school, roughly knew what to expect.
1	0.56%	<input type="checkbox"/>	No there are none.
1	0.56%	<input type="checkbox"/>	no!
1	0.56%	<input type="checkbox"/>	No, all my questions were answered.
1	0.56%	<input type="checkbox"/>	no, all of my questions were answered
1	0.56%	<input type="checkbox"/>	no, I had most of my questions answered, but when i came back to school for the start of the semester i had forgotten most of the things discussed during orientation.
1	0.56%	<input type="checkbox"/>	No, there was a lot of information and I feel like I don't remember a lot of it. There were a lot of opportunities to ask questions.
10	5.56%	<input type="checkbox"/>	No.
1	0.56%	<input type="checkbox"/>	No. most questions were answered
1	0.56%	<input type="checkbox"/>	No.
6	3.33%	<input type="checkbox"/>	None
1	0.56%	<input type="checkbox"/>	none that I had at that time
1	0.56%	<input type="checkbox"/>	None that were of any particular importance. (I had personal questions about my OL's that were answered later. Ex: What greek orgs. they were apart of.)
1	0.56%	<input type="checkbox"/>	None.
3	1.67%	<input type="checkbox"/>	nope
4	2.22%	<input type="checkbox"/>	Nope
1	0.56%	<input type="checkbox"/>	Nope!
1	0.56%	<input type="checkbox"/>	Not a question, but I was confused about the core curriculum and the orientation leaders didn't do a good job in explaining it. I had to figure it out myself later. I hope the future Orientation leaders will be better prepared to explain and answer questions coherently.
1	0.56%	<input type="checkbox"/>	not really
1	0.56%	<input type="checkbox"/>	Not really. All of my questions were pretty much answered during my orientation session.
1	0.56%	<input type="checkbox"/>	Not really. I wish someone had told me to pay attention to my syllabus though :)
1	0.56%	<input type="checkbox"/>	Not that I can think of at this present time.
1	0.56%	<input type="checkbox"/>	Orientation answered all of the questions that orientation was responsible for answering. I believe that the experience did not skip a beat.
1	0.56%	<input type="checkbox"/>	Orientation was an extremely stressful time period. I wish I would have been informed before hand that in order to get any of the class I needed I needed to have come to the first orientation session. Also I wish that the consolors were more helpful in providing you with alternative class options when the ones you actually need are full! My first semester schedule has put me behind already because I had no helpful guide through the orientation process. Also a informational handout on how to buy/rent textbooks would have been extremely helpful!!!
1	0.56%	<input type="checkbox"/>	probably but I can't remember
1	0.56%	<input type="checkbox"/>	Questions when registering for classes, what are requirements and what do freshman

			usually take.
1	0.56%	<input type="checkbox"/>	The only questions I had, depended mostly on my specific situation (i.e. financial responsibilities/opportunities for tuition, and how transferring credits would adjust my degree plan).
1	0.56%	<input type="checkbox"/>	The P/NC option should have been explained more.
1	0.56%	<input type="checkbox"/>	The questions I had stem from the different services that are available to me. I am still finding out about all of them.
1	0.56%	<input type="checkbox"/>	There wasn't anyone knowledgeable about my first-year major requirements (environmental science), so I only took 1 of 2 science classes that I needed to take this semester and will now have to make the other one up later.
1	0.56%	<input type="checkbox"/>	There were a few questions I needed answered like how could I receive academic advising, where I could apply for on-campus jobs, and living on campus. However, overall most of my questions were answered during orientation.
1	0.56%	<input type="checkbox"/>	They were all answered
1	0.56%	<input type="checkbox"/>	What are the top 5 things freshman usually miss out on and why?
1	0.56%	<input type="checkbox"/>	What financial aid was available.
1	0.56%	<input type="checkbox"/>	What is the process you have to go through to change your major, or how do you go about changing your major?
1	0.56%	<input type="checkbox"/>	What life is like if you weren't greek.
1	0.56%	<input type="checkbox"/>	Where and how to switch your major
1	0.56%	<input type="checkbox"/>	Why does it get cold in Texas? Tell People
1	0.56%	<input type="checkbox"/>	Yes
1	0.56%	<input type="checkbox"/>	Yes, more answers about how the core curriculum worked because I just remember being so confused after the big lecture on it. Which made me stressed beyond belief about taking my classes the next day.
1	0.56%	<input type="checkbox"/>	Yes. What clubs and organizations can I become involved in? How can I make the best use of double-dipping credits?
180 Respondents			

Q47. What were the most useful parts of orientation?			
Count	Percent		
222	100.00%	<input type="checkbox"/>	
Count	Percent		
1	0.45%	<input type="checkbox"/>	Advising was the most helpful. I learned a lot about my intended major and the extensive requirements.
1	0.45%	<input type="checkbox"/>	.
1	0.45%	<input type="checkbox"/>	Academic advising
1	0.45%	<input type="checkbox"/>	Academic advising.
1	0.45%	<input type="checkbox"/>	academic requirements
1	0.45%	<input type="checkbox"/>	Activities and resources
1	0.45%	<input type="checkbox"/>	Advising
1	0.45%	<input type="checkbox"/>	Advising for classes
1	0.45%	<input type="checkbox"/>	Advising for scheduling
1	0.45%	<input type="checkbox"/>	advising for signing up for classes
1	0.45%	<input type="checkbox"/>	Advising meetings
1	0.45%	<input type="checkbox"/>	Advising session
1	0.45%	<input type="checkbox"/>	advising session and explanation of the TCU Core
1	0.45%	<input type="checkbox"/>	advising sessions
1	0.45%	<input type="checkbox"/>	All of it
1	0.45%	<input type="checkbox"/>	All of the fun parts that make you truly feel part of the Frog Family.

1	0.45%	<input type="checkbox"/>	All the info sessions.
1	0.45%	<input type="checkbox"/>	Being able to meet other students in my major and having time to work personally on your schedule and then with parents.
1	0.45%	<input type="checkbox"/>	Being able to stay overnight and having a glimpse of how things might be in the fall. Also having advising separated by majors that really helped you build your schedule .
1	0.45%	<input type="checkbox"/>	Being able to talk to the OSAs about life at TCU, and the programs geared towards academics.
1	0.45%	<input type="checkbox"/>	Being helped with registering for classes, and the Need 2 Know part.
1	0.45%	<input type="checkbox"/>	Being led by current college students that are very relatable
1	0.45%	<input type="checkbox"/>	Breaking up into your college to get help from advisors for signing up for classes
1	0.45%	<input type="checkbox"/>	Building my schedule
1	0.45%	<input type="checkbox"/>	Building our schedule
1	0.45%	<input type="checkbox"/>	Business department meeting
2	0.90%	<input type="checkbox"/>	Campus resources
1	0.45%	<input type="checkbox"/>	Class registration and news/info on activities
1	0.45%	<input type="checkbox"/>	Class registration planning, Honors orientation
1	0.45%	<input type="checkbox"/>	Class schedule
1	0.45%	<input type="checkbox"/>	Class schedule practice, different school meetings
1	0.45%	<input type="checkbox"/>	Class scheduling and sessions regarding the core curriculum (although some of those got to be a little repetitive after awhile).
1	0.45%	<input type="checkbox"/>	Class scheduling.
1	0.45%	<input type="checkbox"/>	Creating my schedule and having people there to help me
1	0.45%	<input type="checkbox"/>	Current students helping with classes
1	0.45%	<input type="checkbox"/>	everything
1	0.45%	<input type="checkbox"/>	Experiencing housing and living on campus for a bit.
1	0.45%	<input type="checkbox"/>	Experiencing the campus first hand for a night
1	0.45%	<input type="checkbox"/>	Explaining the core (to an extent)
1	0.45%	<input type="checkbox"/>	Explaining the core.
1	0.45%	<input type="checkbox"/>	Explanation of the core
1	0.45%	<input type="checkbox"/>	Exploring the campus
1	0.45%	<input type="checkbox"/>	Feeling a sense of community
1	0.45%	<input type="checkbox"/>	free time when we got to connect with other students and our OSAs.
1	0.45%	<input type="checkbox"/>	Getting help with scheduling classes
1	0.45%	<input type="checkbox"/>	Getting my schedule set up
1	0.45%	<input type="checkbox"/>	Getting to figure out how to plan your schedules
1	0.45%	<input type="checkbox"/>	Getting to know people, getting to know the environment of TCU, and choosing classes.
1	0.45%	<input type="checkbox"/>	Getting to talk to the students assigned to our group.
1	0.45%	<input type="checkbox"/>	Going over the academic curriculum and discussing the academic aspects of TCU and all of it's resources it provides to assist students I also thought the FROGS talk was really good
1	0.45%	<input type="checkbox"/>	Going through the academic requirements that TCU has for students
1	0.45%	<input type="checkbox"/>	Having an overnight roommate, working in small groups, and forecasting
1	0.45%	<input type="checkbox"/>	having help enrolling for classes.
1	0.45%	<input type="checkbox"/>	having older students to ask questions to. I found it much easier to listen to them rather than a huge lecture or something.
1	0.45%	<input type="checkbox"/>	Having people help me make my schedule, and explain the parts of the process that I didn't understand.
1	0.45%	<input type="checkbox"/>	Having people help me with my schedule and kind of guide me through the process.

1	0.45%	<input type="checkbox"/>	Having people help us with schedules, and having smaller groups so we felt connected and it made orientation more personal.
1	0.45%	<input type="checkbox"/>	Having the students to discuss the classes with and having "heart-to-hearts" with the Orientation leaders.
1	0.45%	<input type="checkbox"/>	Having the two student leaders with us. As well as having us breaking into small groups based on our majors to make schedules.
1	0.45%	<input type="checkbox"/>	Hearing about all of the helpful resource centers
1	0.45%	<input type="checkbox"/>	Help registering
1	0.45%	<input type="checkbox"/>	Help with registering for classes
1	0.45%	<input type="checkbox"/>	Help with registering for classes, even though it was fast and stressful
1	0.45%	<input type="checkbox"/>	How to build your schedule
1	0.45%	<input type="checkbox"/>	How to register for classes, and the schedule walk-through
1	0.45%	<input type="checkbox"/>	I enjoyed when we broke off into smaller groups and learned about TCU with our group leaders.
1	0.45%	<input type="checkbox"/>	I found the explanation of double dipping and the courses required of us to be very helpful.
1	0.45%	<input type="checkbox"/>	I got signed up for classes eventually...
1	0.45%	<input type="checkbox"/>	I got to feel a sense of belonging and everyone was so friendly and willing to meet new people. The orientation leaders were so helpful to with answering questions or directing us to someone who could answer that question.
1	0.45%	<input type="checkbox"/>	I had so much help picking out my classes.
1	0.45%	<input type="checkbox"/>	I learnt a lot about what to expect from TCU and also how to enroll in classes.
1	0.45%	<input type="checkbox"/>	I liked the parts in small rooms where we talked to college students
1	0.45%	<input type="checkbox"/>	I loved when we scheduled our classes because we met with some professors. In my case, I met with my professor for two of my classes this semester.
1	0.45%	<input type="checkbox"/>	I really like my orientation student leaders. They gave me an honest and relatable answer to all of my questions.
1	0.45%	<input type="checkbox"/>	I really liked talking to our OSA leaders because I felt like they really gave us good insight into what to expect for college.
1	0.45%	<input type="checkbox"/>	I would say the most useful part of orientation was the talk we had with the professor. Students come to college to learn as a first priority so meeting with an academic mind helped focus that and let us better know what to expect.
1	0.45%	<input type="checkbox"/>	Info sessions
1	0.45%	<input type="checkbox"/>	Information about classes I needed to take
1	0.45%	<input type="checkbox"/>	information sessions
2	0.90%	<input type="checkbox"/>	Information sessions
1	0.45%	<input type="checkbox"/>	Introduction into a real college classroom
1	0.45%	<input type="checkbox"/>	It was nice to gather a whole new perspective on TCU and campus life. They gave me a lot of great information that I never even knew I'd need. A lot of other people complained about how long the seminars were, but I thought it was just right. Thanks!
1	0.45%	<input type="checkbox"/>	Late night bonding with students that I will be incoming into college with
1	0.45%	<input type="checkbox"/>	Learning about classes and requirements
1	0.45%	<input type="checkbox"/>	Learning about orientation
1	0.45%	<input type="checkbox"/>	Learning about the core requirements and how to enroll for classes
1	0.45%	<input type="checkbox"/>	Learning about the requirements to graduate
1	0.45%	<input type="checkbox"/>	Learning how the core worked
1	0.45%	<input type="checkbox"/>	learning how to create my schedule, learning how academic plans worked, being able to talk to other incoming freshmen
2	0.90%	<input type="checkbox"/>	Learning how to register for classes
1	0.45%	<input type="checkbox"/>	Learning how to register for classes with advising from students currently in that department.
1	0.45%	<input type="checkbox"/>	Learning how to register for classes, staying the night in a residence hall to see what it is like

1	0.45%	<input type="checkbox"/>	learning how to registering for classes
1	0.45%	<input type="checkbox"/>	learning how to sign up for classes meeting with the advisers
1	0.45%	<input type="checkbox"/>	Learning how to use the online registration for classes and how to fulfill the Core requirements.
1	0.45%	<input type="checkbox"/>	Learning the buildings and other tcu things.
1	0.45%	<input type="checkbox"/>	Learning to register
1	0.45%	<input type="checkbox"/>	Making my schedule.
1	0.45%	<input type="checkbox"/>	Making new friends or somebody to know before you join the TCU community so that you don't feel left out.
1	0.45%	<input type="checkbox"/>	Meeting friends.
1	0.45%	<input type="checkbox"/>	Meeting incoming students.
1	0.45%	<input type="checkbox"/>	Meeting new people
1	0.45%	<input type="checkbox"/>	Meeting older students
1	0.45%	<input type="checkbox"/>	Meeting people
1	0.45%	<input type="checkbox"/>	Meeting people--I met my roommate there.
1	0.45%	<input type="checkbox"/>	meeting with an advisor regarding your schedule
1	0.45%	<input type="checkbox"/>	Meeting with major department, and meeting my future classmates
1	0.45%	<input type="checkbox"/>	Meeting with my advisor and scheduling classes
1	0.45%	<input type="checkbox"/>	Meeting with my advisor.
1	0.45%	<input type="checkbox"/>	N/A
1	0.45%	<input type="checkbox"/>	Need to know
1	0.45%	<input type="checkbox"/>	Need2Know
1	0.45%	<input type="checkbox"/>	Not sure.
1	0.45%	<input type="checkbox"/>	OSAs as a resource
1	0.45%	<input type="checkbox"/>	overnight stay
1	0.45%	<input type="checkbox"/>	Overnight stay, small group discussions and major group discussions.
1	0.45%	<input type="checkbox"/>	Picking core classes
1	0.45%	<input type="checkbox"/>	Pointing out which each building was.
1	0.45%	<input type="checkbox"/>	putting schedule together
1	0.45%	<input type="checkbox"/>	registering and learning how to do so
1	0.45%	<input type="checkbox"/>	registering and the fair
4	1.80%	<input type="checkbox"/>	Registering for classes
1	0.45%	<input type="checkbox"/>	Registering for classes and some of what credits I need to graduate
1	0.45%	<input type="checkbox"/>	registering for classes and talking to the advisors
1	0.45%	<input type="checkbox"/>	Registering for classes and understanding how that process works, was the most useful part of orientation.
1	0.45%	<input type="checkbox"/>	Registering for first semester classes
1	0.45%	<input type="checkbox"/>	Registration for classes
1	0.45%	<input type="checkbox"/>	Registration
1	0.45%	<input type="checkbox"/>	Schedule building
2	0.90%	<input type="checkbox"/>	scheduling
2	0.90%	<input type="checkbox"/>	Scheduling
1	0.45%	<input type="checkbox"/>	Scheduling and the talks from the students about their experience and useful tips.
1	0.45%	<input type="checkbox"/>	Scheduling classes
1	0.45%	<input type="checkbox"/>	Scheduling for classes
1	0.45%	<input type="checkbox"/>	Scheduling/advising

5	2.25%	<input type="text"/>	Signing up for classes
1	0.45%	<input type="text"/>	Sitting down with an OSA and looking at all of the classes that I had marked as wanting to take and then talking through each one and coming up with a schedule.
1	0.45%	<input type="text"/>	Small group activities
1	0.45%	<input type="text"/>	Small group meetings
1	0.45%	<input type="text"/>	Small group sessions
1	0.45%	<input type="text"/>	Small group time to find classes.
1	0.45%	<input type="text"/>	Small group time, going over core requirements
1	0.45%	<input type="text"/>	small groups with the orientation leaders
1	0.45%	<input type="text"/>	Small groups
1	0.45%	<input type="text"/>	Socially getting ready for TCU Meeting new people Getting excited for the experience ahead
1	0.45%	<input type="text"/>	Some of the stuff I had questions about were answered in the parental meetings. So it helped that my parents came.
1	0.45%	<input type="text"/>	Staying overnight in the dorms (getting to meet people that way)
1	0.45%	<input type="text"/>	Staying overnight was useful because it required me to be social. The small group break down was very useful because I made a lot of friends, and felt important as I learned about all TCU had to offer.
1	0.45%	<input type="text"/>	Student advising while signing up for classes
1	0.45%	<input type="text"/>	Student Panels
1	0.45%	<input type="text"/>	Talking in our small groups.
1	0.45%	<input type="text"/>	Talking to current students.
1	0.45%	<input type="text"/>	Talking to OSAs about their experiences
1	0.45%	<input type="text"/>	talking to students
1	0.45%	<input type="text"/>	Talking with advisors
1	0.45%	<input type="text"/>	Talking with current students as our advisors and asking them questions was the most useful part. It also helped having relaxed staff members help us not stress out about college.
1	0.45%	<input type="text"/>	talking with tcu students
1	0.45%	<input type="text"/>	The academic advising
1	0.45%	<input type="text"/>	The advising and breakdown of the curriculum was excellent. I also really enjoyed receiving advice from our leaders.
1	0.45%	<input type="text"/>	The atmosphere and student facilitators
1	0.45%	<input type="text"/>	The conversations with orientation leaders
1	0.45%	<input type="text"/>	The core curriculum needed by TCU Making of the Schedule
1	0.45%	<input type="text"/>	The dinner speeches and class registration.
1	0.45%	<input type="text"/>	The enrollment process and how to enroll.
1	0.45%	<input type="text"/>	The f r o g a presentation
1	0.45%	<input type="text"/>	The fact that we got to walk around and see where all of the buildings were
1	0.45%	<input type="text"/>	The group sessions with the parents
1	0.45%	<input type="text"/>	The help I got in making my schedule
1	0.45%	<input type="text"/>	The help with registering for classes
1	0.45%	<input type="text"/>	The information sessions.
1	0.45%	<input type="text"/>	The interactions with the OSAs.
1	0.45%	<input type="text"/>	The knowledge of how to registrar for classes and the ability to meet new people
1	0.45%	<input type="text"/>	The lectures from actual students.
1	0.45%	<input type="text"/>	The meeting with your advisor and schedule planning
1	0.45%	<input type="text"/>	The most useful part to me were the times when we got to hangout with the OSAs becasue we could ask them a lot of the questions that we couldn't ask to other people.

1	0.45%	<input type="checkbox"/>	The most useful part was how to react to alcohol poisoning
1	0.45%	<input type="checkbox"/>	The most useful parts of orientation are the familiarity you begin to build with the school both physically and mentally, thus giving you a feeling of comfort when you walk onto campus in August.
1	0.45%	<input type="checkbox"/>	The most useful parts were getting to really connect with the students and know how to register for classes, along with meeting very kind faculty members.
1	0.45%	<input type="checkbox"/>	The most useful parts were being in my small group and discussing topics and questions with my OSAs. They were honest and open and made me feel comfortable and excited to attend TCU.
1	0.45%	<input type="checkbox"/>	The most useful were the programs that were discussed and the core and requirements for the TCU curriculum.
1	0.45%	<input type="checkbox"/>	The N2K session
1	0.45%	<input type="checkbox"/>	the need 2 know!
1	0.45%	<input type="checkbox"/>	The need to know session.
1	0.45%	<input type="checkbox"/>	The one on one sessions with current students helped to clarify many questions.
1	0.45%	<input type="checkbox"/>	The orientation leaders.
1	0.45%	<input type="checkbox"/>	The people who helped me make a easy transition into college
1	0.45%	<input type="checkbox"/>	The question and answer session that the small groups had were very useful because students like myself could ask questions that I also had in mind.
1	0.45%	<input type="checkbox"/>	The question and answers by the OSAs they were a huge help. As well as the help I got while registering for class
1	0.45%	<input type="checkbox"/>	The registration part.
1	0.45%	<input type="checkbox"/>	The small group activities, meeting people and having a chance to ask your orientation student advisor questions.
1	0.45%	<input type="checkbox"/>	The small group meetings where we could get questions answered one on one and bond with fellow students.
1	0.45%	<input type="checkbox"/>	The small group parts and the one on one with advisors.
1	0.45%	<input type="checkbox"/>	The students that were picked for orientation
1	0.45%	<input type="checkbox"/>	The time spent in our small groups was beneficial because it provided us with important information in a more personal setting/environment.
1	0.45%	<input type="checkbox"/>	The time we had with our OSA's and our orientation group.
1	0.45%	<input type="checkbox"/>	The walk through to making the schedule
1	0.45%	<input type="checkbox"/>	They helped to build my schedule and told me about the rules on campus.
1	0.45%	<input type="checkbox"/>	Time with current students.
1	0.45%	<input type="checkbox"/>	time with the facilitators our age
1	0.45%	<input type="checkbox"/>	Touring campus. Q&A with my OSA.
1	0.45%	<input type="checkbox"/>	Tours. I just need to see a place once before I know my way around
1	0.45%	<input type="checkbox"/>	Understanding how exactly TCU works and what I can do to find my place here at this university.
1	0.45%	<input type="checkbox"/>	Understanding the academics and timing
1	0.45%	<input type="checkbox"/>	Walking around
1	0.45%	<input type="checkbox"/>	We spent a lot of time talking about registering for classes, which was great.
1	0.45%	<input type="checkbox"/>	When they helped explain what to do in situations if you are having troubles or if you need someone to talk to.
1	0.45%	<input type="checkbox"/>	When we interacted with our future classmates
1	0.45%	<input type="checkbox"/>	When we went over how to register for class and talked about different resources available and how to stay on track.
1	0.45%	<input type="checkbox"/>	working with other students who had gone through the same process the previous year, made it more personal and more laid back. I felt that I was more comfortable talking to them and asking them for help and feed back.
1	0.45%	<input type="checkbox"/>	Working with students (OSA) who are in the same major when making my fall schedule

Q48. Academically, how would you describe your transition from your previous school/college to TCU?

Count	Percent		
65	18.73%		Very easy
113	32.56%		Somewhat easy
64	18.44%		Neither easy nor difficult
93	26.80%		Somewhat difficult
12	3.46%		Very difficult
347 Respondents			

Q49. Socially, how would you describe your transition from your previous school/college to TCU?

Count	Percent		
87	25.07%		Very easy
107	30.84%		Somewhat easy
50	14.41%		Neither easy nor difficult
74	21.33%		Somewhat difficult
29	8.36%		Very difficult
347 Respondents			

Q50. How prepared were you for your first day of classes at TCU?

Count	Percent		
76	21.90%		Extremely prepared
155	44.67%		Very prepared
97	27.95%		Moderately prepared
16	4.61%		Slightly prepared
3	0.86%		Not at all prepared
347 Respondents			

Q51. When you started at this university, how did the difficulty of university coursework compare to the expectations you had prior to starting university?

Count	Percent		
27	7.76%		I expected it to be much more difficult.
97	27.87%		I expected it to be somewhat more difficult.
124	35.63%		The difficulty of coursework matched my expectations.
76	21.84%		I expected it to be somewhat less difficult.
15	4.31%		I expected it to be much less difficult.
9	2.59%		I had no expectations.
348 Respondents			

Q52. Is there anything that could have helped with your transition to TCU that you would like us to know about?

Count	Percent														
146	100.00%														
<table border="1"> <thead> <tr> <th>Count</th> <th>Percent</th> <th></th> <th></th> </tr> </thead> <tbody> <tr> <td>1</td> <td>0.68%</td> <td></td> <td>.</td> </tr> <tr> <td>1</td> <td>0.68%</td> <td></td> <td>a run through of the classes I am taking,so that I could of truly got a feel for how hard some of them would be.</td> </tr> </tbody> </table>				Count	Percent			1	0.68%		.	1	0.68%		a run through of the classes I am taking,so that I could of truly got a feel for how hard some of them would be.
Count	Percent														
1	0.68%		.												
1	0.68%		a run through of the classes I am taking,so that I could of truly got a feel for how hard some of them would be.												

1	0.68%	<input type="text"/>	Being able to talk about homesickness
1	0.68%	<input type="text"/>	Better establishing the environment on campus. Every tour felt very different from the last and never did I get the feel for environment that I feel now that I am a student here.
1	0.68%	<input type="text"/>	Better freshman classes and nicer staff
1	0.68%	<input type="text"/>	Better high school
1	0.68%	<input type="text"/>	Better preparation in high school
1	0.68%	<input type="text"/>	Deferred rush.
1	0.68%	<input type="text"/>	Do more activities to meet other students one on one and not in a group setting.
1	0.68%	<input type="text"/>	Earlier personal advising
1	0.68%	<input type="text"/>	Everything was great for me.
1	0.68%	<input type="text"/>	get Syllabus earlier
1	0.68%	<input type="text"/>	Getting involved with clubs and activities, maybe more activity fairs and fair meeting times.
1	0.68%	<input type="text"/>	Have Honors World Music be a little more fair
1	0.68%	<input type="text"/>	Having a spring recruitment as opposed to a fall one. There is much too much of an emphasis placed on Greek life and because of that, it was not easy to meet people who were involved in rush which I, and others I know, found to be a VERY negative aspect.
1	0.68%	<input type="text"/>	having come here with at least one friend i knew from home
1	0.68%	<input type="text"/>	Helpful hints of how to study for tests.
1	0.68%	<input type="text"/>	Hiring helpful advisors (in the business school).
1	0.68%	<input type="text"/>	How difficult academics were
1	0.68%	<input type="text"/>	How to study workshops
1	0.68%	<input type="text"/>	I am thankful that my high school prepared me academically
1	0.68%	<input type="text"/>	I had no idea which classes to choose because I did not understand which were the requirements so I chose classes that I could have avoid from choosing.
1	0.68%	<input type="text"/>	I know this probably is not something you are about to change, but I do not like that rush is during first semester. Before anyone made any friends, rush separated the school (especially the girls) into cliques and made it a huge challenge to make friends. I think I am a pretty outgoing person, but since I chose not to rush I really think that ruined my first semester here at TCU. I think rush should be second semester so people will have already gotten to know each other before they start making judgements on each other based on sororities and fraternities. I think if it was done in this way the school will not be so segregated, especially in the first few months when all the freshmen are trying to adjust.
1	0.68%	<input type="text"/>	I should have made more of an effort to get involved without the different organizations around the TCU student body
1	0.68%	<input type="text"/>	I think my transition was great. I attended frog camp and still keep in touch with some of my group members. However, an optional tour around campus for new students would have been helpful.
1	0.68%	<input type="text"/>	I think the transition to TCU that the school offered me prepared me very well and I was able to know what I would son experience on campus.
1	0.68%	<input type="text"/>	I think there should be a part of orientation that teaches time management. Tells kids to track their syllabus and know the dates of any tests, quizzes, or presentations even months prior. It's never too early to start preparing.
1	0.68%	<input type="text"/>	I thought the forced meet-and-greets were really awkward. I would've been much more comfortable getting to know the girls in my hall on my own terms.
1	0.68%	<input type="text"/>	I wish I had known about how big Greek Life was at TCU. If I had known, then I wouldn't have come.
1	0.68%	<input type="text"/>	I wish I knew a little more about the plus and minus courses because I didn't have anything like that at my high school.
1	0.68%	<input type="text"/>	I wish I knew who the main department professors are when signing up for classes.
1	0.68%	<input type="text"/>	I wish I would have been told how difficult the pre-med track would be before school had started.
1	0.68%	<input type="text"/>	I wish that sorority rushing happened later or that it didn't happen until spring semester. It immediately created a division between those who rushed and those who didn't and it made it difficult to make friends as a girl who didn't rush.
		<input type="text"/>	

1	0.68%	<input type="text"/>	I wish there was somebody that student could talk to not just in business manner but in sometimes in a personal level as well.
1	0.68%	<input type="text"/>	Just knowing how difficult TCU instead of people trying to sugar coat it.
1	0.68%	<input type="text"/>	Knowing how intense and important the greek process was here. Knowing that, I would have definitely started earlier.
1	0.68%	<input type="text"/>	Knowing someone I could turn to if I needed help.
1	0.68%	<input type="text"/>	Maybe have some freshman socials on a smaller scale than frog firsts. Or just some ways to meet some more people around campus.
1	0.68%	<input type="text"/>	More academic advising.
1	0.68%	<input type="text"/>	More accommodation for specific majors. I didn't get to know any music majors until the first days of classes.
1	0.68%	<input type="text"/>	More college-like courses. More note-taking skills.
1	0.68%	<input type="text"/>	More events for non-sorority girls
1	0.68%	<input type="text"/>	More info about Greek Life
1	0.68%	<input type="text"/>	More information from our specific college/bonding between specific colleges. I feel like I do not know many people in the same classes as me, which would be helpful for studying and other things later in my college career.
3	2.05%	<input type="text"/>	n/a
1	0.68%	<input type="text"/>	N/a
8	5.48%	<input type="text"/>	N/A
14	9.59%	<input type="text"/>	no
29	19.86%	<input type="text"/>	No
1	0.68%	<input type="text"/>	No I did fine.
1	0.68%	<input type="text"/>	No ma'am or sir.
1	0.68%	<input type="text"/>	no!
1	0.68%	<input type="text"/>	No, everything was great.
1	0.68%	<input type="text"/>	No, I absolutely love it here
1	0.68%	<input type="text"/>	No, I think my transition was hard because I brought stress on myself but the university did well to help me adapt.
1	0.68%	<input type="text"/>	no, I think that the TCU staff did a wonderful job
1	0.68%	<input type="text"/>	No, the only difficult aspect was the social aspect because I came from out of state.
6	4.11%	<input type="text"/>	No.
1	0.68%	<input type="text"/>	No. I believe the transition should be tough. Don't coddle kids or they'll never learn work ethic. Struggling through the transition is a very important aspect of college
1	0.68%	<input type="text"/>	none
4	2.74%	<input type="text"/>	None
2	1.37%	<input type="text"/>	nope
1	0.68%	<input type="text"/>	Not really
1	0.68%	<input type="text"/>	Not really. Orientation really helped with all the questions that could be answered. The rest is just personal transitions that each student will have to go through with such a big change.
1	0.68%	<input type="text"/>	Not that I can think of at this present time.
1	0.68%	<input type="text"/>	Not that I can think of at this time
1	0.68%	<input type="text"/>	Nothing really my school did a good job preparing me for college.
1	0.68%	<input type="text"/>	Opportunity to meet with professors before classes
1	0.68%	<input type="text"/>	Present more of a distinction between how most secondary schools operate on a two-semester long year round basis, whereas at TCU, like most colleges, the university operates on semester-to-semester basis.
1	0.68%	<input type="text"/>	program during our first week here talking about different study skills, best places to study on campus and near by, etc
1	0.68%	<input type="text"/>	Provide more ways to get socially involved with dorms.

1	0.68%	<input type="checkbox"/>	Reviews from past students about specific classes, ex. Gen Chem with Dr. Bob, Honors Religion with Dr. Fort, etc.
1	0.68%	<input type="checkbox"/>	Rush preparation would have been nice, if it could be provided by the school.
1	0.68%	<input type="checkbox"/>	Set time during the Frogs First program to be able to walk through schedules and find classes
1	0.68%	<input type="checkbox"/>	So more time with upperclassmen to help me get more comfortable and ready for the experience to come
1	0.68%	<input type="checkbox"/>	Studying Habits No Procrastination
1	0.68%	<input type="checkbox"/>	The class scheduling was horrible because there were no class spots left. Earlier orientations got priority over later orientations.
1	0.68%	<input type="checkbox"/>	The whole making the schedule was very hectic and I did not feel prepared
1	0.68%	<input type="checkbox"/>	There is not.
1	0.68%	<input type="checkbox"/>	There is nothing that could have helped me with my transition to TCU.
1	0.68%	<input type="checkbox"/>	There just needs to be more social events hosted for non-Greek students so they can visually see that many students aren't greek. Many times freshman feel like that's the only social scene and that if they don't join, they won't make friends or have a social life. There needs to be a bigger push and effort to make the non-Greek freshman feel included and opportunities to meet other non-Greek people.
1	0.68%	<input type="checkbox"/>	There was too much chaos when signing up for classes. I think smaller groups would have been better, and having students talk about their class experience is nice.
1	0.68%	<input type="checkbox"/>	They should say that the coursework is harder than you think it will be
1	0.68%	<input type="checkbox"/>	Tips on time management and how to study because I have learned the hard way that studying in high school a= is very different than in college.
1	0.68%	<input type="checkbox"/>	To start studying way in advance for tests
1	0.68%	<input type="checkbox"/>	Warnings about the different levels of tests from high school to college in intensity
1	0.68%	<input type="checkbox"/>	ya did good

146 Respondents

Q53. Did you participate in any new student welcome activities immediately before the start of this semester?

Count	Percent		
279	80.17%	<input checked="" type="checkbox"/>	Yes
69	19.83%	<input type="checkbox"/>	No

348 Respondents

Q54. Thinking back on these welcome activities, to what extent did this program help you to . . . ? - Feel welcome at this institution

Count	Percent		
152	54.87%	<input checked="" type="checkbox"/>	A great deal
76	27.44%	<input checked="" type="checkbox"/>	Considerably
34	12.27%	<input checked="" type="checkbox"/>	Moderately
12	4.33%	<input checked="" type="checkbox"/>	Slightly
3	1.08%	<input checked="" type="checkbox"/>	Not at all

277 Respondents

Q55. Thinking back on these welcome activities, to what extent did this program help you to . . .? - Meet other students

Count	Percent		
132	47.31%		A great deal
88	31.54%		Considerably
34	12.19%		Moderately
16	5.73%		Slightly
9	3.23%		Not at all
279	Respondents		






Q56. Thinking back on these welcome activities, to what extent did this program help you to . . .? - Find information on campus support services

Count	Percent		
83	29.96%		A great deal
106	38.27%		Considerably
61	22.02%		Moderately
15	5.42%		Slightly
12	4.33%		Not at all
277	Respondents		





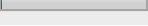
Q57. Thinking back on these welcome activities, to what extent did this program help you to . . .? - Learn about student groups on campus

Count	Percent		
103	37.59%		A great deal
103	37.59%		Considerably
47	17.15%		Moderately
10	3.65%		Slightly
11	4.01%		Not at all
274	Respondents		

Q58. Since entering TCU, how successful or unsuccessful have you been at . . .? - Understanding what your professors expect of you academically

Count	Percent		
193	55.46%		Very successful
141	40.52%		Somewhat successful
11	3.16%		Neither successful nor unsuccessful
3	0.86%		Somewhat unsuccessful
0	0.00%		Very unsuccessful
348	Respondents		

Q59. Since entering TCU, how successful or unsuccessful have you been at . . .? - Developing effective study skills

Count	Percent		
123	35.55%		Very successful
159	45.95%		Somewhat successful
39	11.27%		Neither successful nor unsuccessful
23	6.65%		Somewhat unsuccessful
2	0.58%		Very unsuccessful
346	Respondents		

Q60. Since entering TCU, how successful or unsuccessful have you been at . . .? - Adjusting to the academic demands of this institution

Count	Percent		
149	42.94%		Very successful
152	43.80%		Somewhat successful
33	9.51%		Neither successful nor unsuccessful
12	3.46%		Somewhat unsuccessful
1	0.29%		Very unsuccessful
347	Respondents		

Q61. Since entering TCU, how successful or unsuccessful have you been at . . .? - Managing your time effectively

Count	Percent		
120	34.99%		Very successful
151	44.02%		Somewhat successful
41	11.95%		Neither successful nor unsuccessful
31	9.04%		Somewhat unsuccessful
0	0.00%		Very unsuccessful
343	Respondents		

Q62. Since entering TCU, how successful or unsuccessful have you been at . . .? - Adjusting to the social aspects of this institution

Count	Percent		
135	39.36%		Very successful
113	32.94%		Somewhat successful
47	13.70%		Neither successful nor unsuccessful
33	9.62%		Somewhat unsuccessful
15	4.37%		Very unsuccessful
343	Respondents		

Q63. Since entering TCU, how successful or unsuccessful have you been at . . .? - Developing friendships with other students

Count	Percent		
167	48.41%		Very successful
113	32.75%		Somewhat successful
35	10.14%		Neither successful nor unsuccessful
23	6.67%		Somewhat unsuccessful
7	2.03%		Very unsuccessful
345	Respondents		

Q64. Since entering TCU, how successful or unsuccessful have you been at . . .? - Using different student services

Count	Percent		
81	23.48%		Very successful
139	40.29%		Somewhat successful
94	27.25%		Neither successful nor unsuccessful
27	7.83%		Somewhat unsuccessful
4	1.16%		Very unsuccessful
345	Respondents		

Q72. What is your current enrollment status?

Count	Percent		
344	99.14%		Full time
3	0.86%		Less than full time
347 Respondents			

Q73. In which subject area is your major?

Count	Percent		
74	21.26%		Business
2	0.57%		Computer Science
18	5.17%		Education
14	4.02%		Engineering
84	24.14%		Health Sciences
0	0.00%		Interdisciplinary
24	6.90%		Liberal Arts/Humanities
2	0.57%		Mathematics
12	3.45%		Physical Sciences
12	3.45%		Social Sciences
1	0.29%		Technology
29	8.33%		Visual and Performing Arts
22	6.32%		I have more than one major.
19	5.46%		Undecided
34	9.77%		Other
1	0.29%		Not applicable/I do not have a major.
348 Respondents			









Q74. Where do you currently live?

Count	Percent		
339	97.41%		On campus (e.g., residence hall, apartment, family housing)
0	0.00%		On campus, in fraternity or sorority housing
0	0.00%		Off campus, in fraternity or sorority housing
1	0.29%		Off campus, alone or with friends/roommates
8	2.30%		Off campus, with my parent(s)/guardian(s)
0	0.00%		Off campus, with my spouse/partner/children
0	0.00%		I am currently studying abroad.
0	0.00%		Other
348 Respondents			

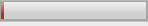

Q75. What is your current gender identity?

Count	Percent		
86	24.71%		Man
258	74.14%		Woman
1	0.29%		Transgender
0	0.00%		Other
3	0.86%		I prefer to not respond to this question.
348 Respondents			

Q76. With which racial category do you most identify?

Count	Percent		
9	2.59%		Asian/Pacific Islander
12	3.46%		Black/African American
31	8.93%		Latino(a)/Hispanic
2	0.58%		Middle Eastern
2	0.58%		Indigenous/Native American
276	79.54%		White
10	2.88%		Multiracial
5	1.44%		I prefer to not respond to this question.
347	Respondents		

Q77. Are you an international student (holding a SEVIS visa group: F1, F2, J1, J2, BE, BP, B1, B2, WB, WP)?

Count	Percent		
7	2.02%		Yes
339	97.98%		No
346	Respondents		

Q78. Do you identify as lesbian, gay, bisexual, or queer (i.e., an umbrella term to refer to all LGBTIQ people)?







Count	Percent		
6	1.73%		Yes
341	98.27%		No
347	Respondents		

Q79. Have you ever been enlisted in any branch of the US military (active duty, veteran, national guard, or reserves)?

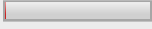

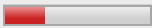





Count	Percent		
0	0.00%		Yes
346	100.00%		No
346	Respondents		

Q80. How old are you?




Count	Percent		
3	0.86%		Younger than 18
238	68.39%		18
107	30.75%		19
0	0.00%		20
0	0.00%		21
0	0.00%		22
0	0.00%		23
0	0.00%		24
0	0.00%		25
0	0.00%		26
0	0.00%		27
0	0.00%		28
0	0.00%		29
0	0.00%		30
0	0.00%		31
0	0.00%		32
0	0.00%		33
0	0.00%		34
0	0.00%		35
0	0.00%		36
0	0.00%		37
0	0.00%		38
0	0.00%		39
0	0.00%		40
0	0.00%		41
0	0.00%		42
0	0.00%		43
0	0.00%		44
0	0.00%		45
0	0.00%		46
0	0.00%		47
0	0.00%		48
0	0.00%		49
0	0.00%		50
0	0.00%		51
0	0.00%		52
0	0.00%		53
0	0.00%		54
0	0.00%		55
0	0.00%		56
0	0.00%		57
0	0.00%		58

0	0.00%		59
0	0.00%		60
0	0.00%		61
0	0.00%		62
0	0.00%		63
0	0.00%		64
0	0.00%		65+
348 Respondents			


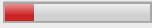





Q81. How many hours do you typically spend studying each week?

Count	Percent		
1	0.29%		0 hours
41	11.88%		1 - 5 hours
96	27.83%		6 - 10 hours
91	26.38%		11 - 15 hours
60	17.39%		16 - 20 hours
31	8.99%		21 - 25 hours
12	3.48%		26 - 30 hours
13	3.77%		More than 30 hours
345 Respondents			



Q82. Is the number of hours that you indicated in the last question more or less than you expected?

Count	Percent		
86	24.78%		More hours than I expected
193	55.62%		About what I expected
68	19.60%		Fewer hours than what I expected
347 Respondents			






Q83. How many hours (during the academic year) do you typically work for pay?

Count	Percent		
235	67.72%		I do not work for pay during the academic year.
70	20.17%		1 - 10 hours per week
25	7.20%		11 - 15 hours per week
11	3.17%		16 - 20 hours per week
6	1.73%		21 - 35 hours per week
0	0.00%		36 - 40 hours per week
0	0.00%		41+ hours per week
347 Respondents			






Q84. Are you the first (i.e., neither of your parents/guardians or siblings have attended any college) in your family to go to college?

Count	Percent		
25	7.23%		Yes
321	92.77%		No
346 Respondents			







Q85. What is your expected GPA for this semester?

Count	Percent		
153	44.09%		3.5 - 4.0
152	43.80%		3.0 - 3.4
36	10.37%		2.5 - 2.9
6	1.73%		2.0 - 2.4
0	0.00%		Below 2.0
347	Respondents		

Q86. If you could start over again, would you go to TCU?

Count	Percent		
179	51.73%		Definitely would
102	29.48%		Probably would
34	9.83%		Probably would not
5	1.45%		Definitely would not
26	7.51%		Not sure
346	Respondents		

Q87. How likely is it that you will be enrolled at TCU next semester?

Count	Percent		
314	90.49%		Extremely likely
26	7.49%		Somewhat likely
0	0.00%		Somewhat unlikely
4	1.15%		Extremely unlikely
3	0.86%		Not sure
0	0.00%		Not applicable/Graduating
347	Respondents		